



# SILTEC®

C A B L E   H Y G I E N E  
C A B L E   R O U T I N G   S Y S T E M S

## WIRE CABLE TRAYS

- *for CableSeparation*
- *for ONE LAYER*  
*of cable*



## PRODUCT INFORMATION





## Table of Contents

Cable trays S810 - S832 .....	Pgs	4 - 5
Cable trays S520 - S524 .....	Pgs	6 - 7





## SILTEC CABLE ROUTING SYSTEM

SILTEC cable routing system has been developed with optimal function in mind and with emphasis on simplicity and accessibility for the purposes of thorough cleaning and heat dissipation.

SILTEC cable routing system is made up of durable components of steel of highest quality, resistive to corrosion and with excellent chemical resistance.

SILTEC cable routing system is suitable for:

- The Food industry
- The Chemical industry
- Machine builders
- Office and computer environments
- Electrical installations in general

Cable trays are delivered in lengths of 3 meters. Width varies from 25 mm to 600 mm, and height from 25 mm to 125 mm. Cable trays with custom measurements are made upon request.

All cable trays are made of round material which is gentle on cables, tubing, installers and maintenance personnel.

SILTEC cable trays are produced in

- Stainless steel (Aisi 316 and 304)
- Hot-dip galvanized material
- Electro-galvanized material

SILTEC cable routing system solves issues with the transport of energy in cables – simple, effective and environmentally correct.

## SILTEC CABLE ROUTING SYSTEM

### - Comes with the following wire cable tray types



Open standard cable trays



Locking cable trays



Open compact trays



Heavy duty cable trays



Horizontal cable trays



Cable tr. f. CableSeparation




Cable trays f. one layer cable



Cable trays for one cable

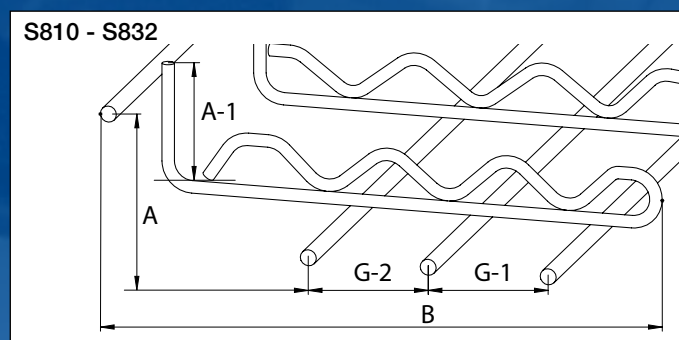
In addition, we offer a large number of specialty trays and a comprehensive program of assembly parts, mounts and accessories.

# Siltec Cable trays for CableSeparation

<b>S810</b>		<b>25 x 75 x 2100 mm - ø4 mm</b> 316 St. Steel 570598 620800 0 304 St. Steel 570598 720800 9
<b>S820</b>		<b>25 x 104 x 2100 mm - ø4 mm</b> 316 St. Steel 570598 620820 8 304 St. Steel 570598 720820 7
<b>S822</b>		<b>25 x 131 x 2100 mm - ø4 mm</b> 316 St. Steel 570598 620822 2 304 St. Steel 570598 720822 1
<b>S830</b>		<b>25 x 168 x 2100 mm - ø4 mm</b> 316 St. Steel 570598 620830 7 304 St. Steel 570598 720830 6
<b>S832</b>		<b>25 x 225 x 2100 mm - ø4 mm</b> 316 St. Steel 570598 620832 1 304 St. Steel 570598 720832 0



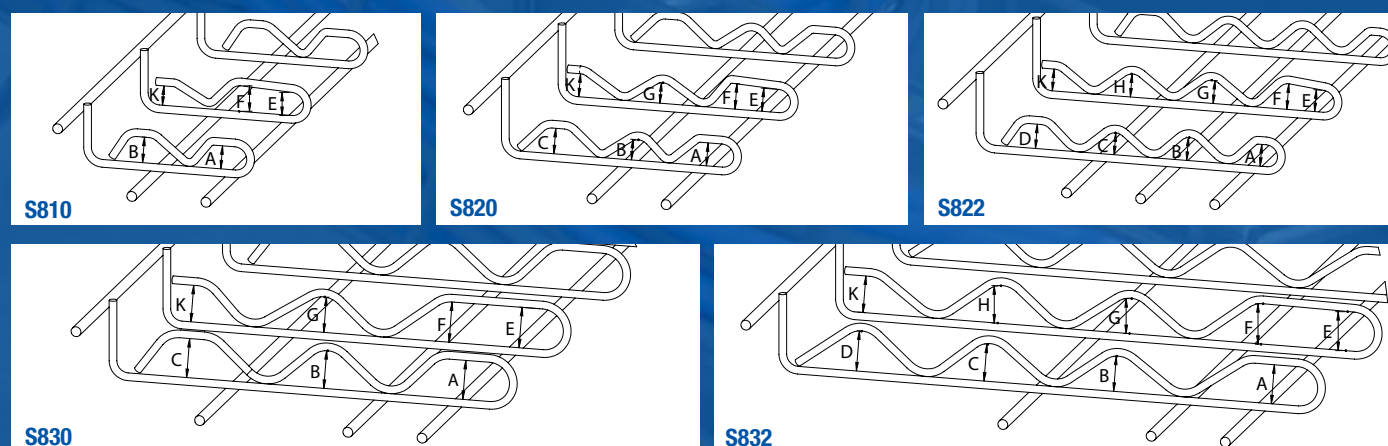
## Dimensions and assembly



Dimensions	S810	S820	S822	S830	S832
<b>A:</b>	34	34	34	34	35
<b>A-1:</b>	25	25	25	25	25
<b>B:</b>	75	104	131	168	225
<b>G-1:</b>	30	30	2x30	30	30
<b>G-2:</b>	-	-	-	30	60

All dimensions in millimeters!

## Cable dimensions

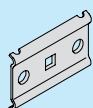


## Cable dimensions

Dimensions in mm.	A	B	C	D	E	F	G	H	K	
<b>S810</b>	9,5	10,5			9,5	10,5			8,0	
<b>S820</b>	9,5	8,5	10,5		9,5	10,5	8,5		9,5	
<b>S822</b>	9,0	9,5	9,0	10,0	9,0	10,5	9,5	9,5	9,0	
<b>S830</b>	16,0	15,5	16,0		16,0	16,5	14,5		15,0	
<b>S832</b>	16,0	14,5	15,5	16,5	16,0	16,5	14,5	15,5	15,0	



## Suspensions and accessories



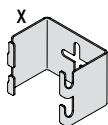
### S41B Splice Plate

316 St. Steel 570598 650513 0  
304 St. Steel 570598 750513 7  
Hot dip galv. 570598 550513 1  
El. pl. Zinc 570598 350513 3



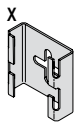
### S40B Splice Plate

316 St. Steel 570598 650512 3  
Hot dip galv. 570598 550512 4  
El. pl. Zinc 570598 350512 6



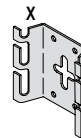
### S145M Mounting Brackets

X: 50 mm  
304 St. Steel 570598 755531 8



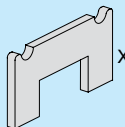
### S45M Mounting Brackets

X: 20 mm  
316 St. Steel 570598 655531 9  
Hot dip galv. 570598 555531 0  
El. pl. Zinc 570598 355531 2



### S45 Mounting Brackets

X: 20 mm  
316 St. Steel 570598 655530 2  
Hot dip galv. 570598 555530 3  
El. pl. Zinc 570598 355530 5



### S141 Weld Bracket

X = 20 mm  
316 St. Steel 570598 650141 5



### S14 Mount

Polypropylen ø4 mm  
570598 199610 0



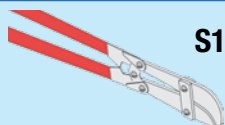
### S14BD Mount, detectable

Polypropylen ø4 mm  
570598 199630 8



### S990 Connecting sleeves, small

304 St. Steel 570598 755990 3



### S19 Bolt Cutte


570598 210002 5



### S119 Bolt Cutte

570598 210003 2

Disposition	S810	S820	S822	S830	S832		
<b>S14 / S14BD</b>	●	●	●	●	●		
<b>S40B</b>	●	●	●	-	-		
<b>S41B</b>	●	●	●	●	●		
<b>S45</b>	●	●	●	●	●		
<b>S45M</b>	●	●	●	●	●		
<b>S141</b>	●	●	●	●	●		
<b>S145M</b>	●	●	●	●	●		



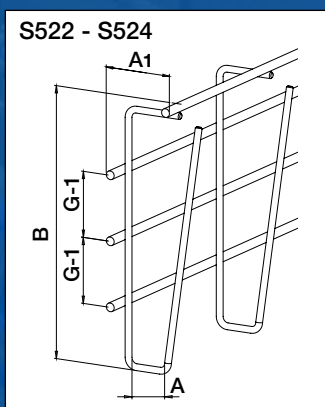
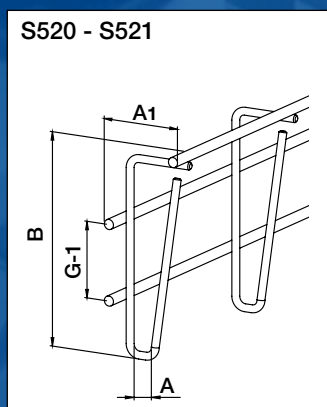
S822

# Siltec Cable Trays for one layer of cables

<b>S520</b>		<b>8 x 74 x 3000 mm - ø4 mm</b> 304 St. Steel 570598 720520 6
<b>S521</b>		<b>12 x 74 x 3000 mm - ø4 mm</b> 304 St. Steel 570598 720521 3
<b>S522</b>		<b>8 x 114 x 3000 mm - ø4 mm</b> 304 St. Steel 570598 720522 0
<b>S523</b>		<b>12 x 114 x 3000 mm - ø4 mm</b> 304 St. Steel 570598 720523 7
<b>S524</b>		<b>17 x 114 x 3000 mm - ø4 mm</b> 304 St. Steel 570598 720524 4



## Dimensions and assembly




	S520	S521	S522	S523	S524
<b>A:</b>	8	12	8	12	17
<b>A1:</b>	32	32	32	32	32
<b>B:</b>	84	84	124	124	124
<b>G-1:</b>	30	30	30	30	30

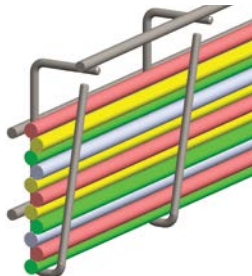
**All dimensions in millimeters!**

## Application - assembly S520 - S524

Location of cables at largest cable dimension (S520: ø8 mm)



Location of cables at the smallest cable dimension (S520: ø5 mm)



Locking cables at largest cable dimension

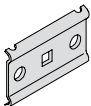
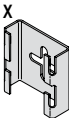
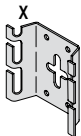
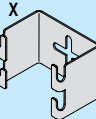
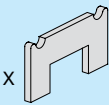
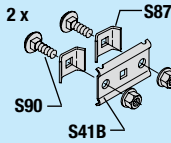


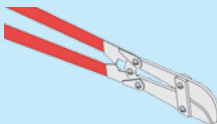
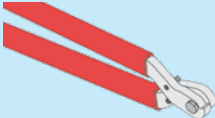


Locking of cables at least cable dimension

Cable Trays	S520	S521	S522	S523	S524
Cable Dimension	ø5,5 - 8 mm	ø7 - 12 mm	ø5,5 - 8 mm	ø7 - 12 mm	ø8,5 - 17 mm



## Suspension and accessories

 <b>S41B</b> Splice Plate 316 St. Steel 570598 650513 0 304 St. Steel 570598 750513 7 Hot dip galv. 570598 550513 1 El. pl. Zinc 570598 350513 3	 <b>S45M</b> Mounting Brackets X: 20 mm 316 St. Steel 570598 655531 9 Hot dip galv. 570598 555531 0 El. pl. Zinc 570598 355531 2	 <b>S45</b> Mounting Brackets X: 20 mm 316 St. Steel 570598 655530 2 Hot dip galv. 570598 555530 3 El. pl. Zinc 570598 355530 5
 <b>S145M</b> Mounting Brackets X: 50 mm 304 St. Steel 570598 755531 8	 <b>S141</b> Welding fittings X = 20 mm 316 St. Steel 570598 650141 5	 <b>S41</b> Splice Kit 316 St. Steel 570598 650502 4 Hot dip galv. 570598 550502 5 El. pl. Zinc 570598 350502 7
 <b>S14M</b> Mount Polypropylene 570598 199611 7	 <b>S14MBD</b> Mount, detectable Polypropylen ø4mm 570598 199631 5	
 <b>S19</b> Bolt Cutter 570598 210002 5	 <b>S119</b> Bolt Cutter 570598 210003 2	

Disposition	S520	S521	S522	S523	S524		
<b>S14M / S14MBD</b>	●	●	●	●	●		
<b>S41B</b>	●	●	●	●	●		
<b>S45</b>	●	●	●	●	●		
<b>S45M</b>	●	●	●	●	●		
<b>S141</b>	●	●	●	●	●		
<b>S145M</b>	●	●	●	●	●		





**CABLE HYGIENIC**

FUNDER DALGÅRDSVEJ 2-6 . DK-8600 SILKEBORG

TLF: +45 86 85 18 00

[www.siltec.dk](http://www.siltec.dk) / [siltec@siltec.dk](mailto:siltec@siltec.dk)



SILTEC Distributeur Nederland:

CC Nederland B.V.  
Facetlaan 4  
2665 NR BLEISWIJK

Telefoon: 079 82 000 20  
E-mail: [info@ccned.nl](mailto:info@ccned.nl)  
Internet: [www.ccned.nl](http://www.ccned.nl)