



C A B L E   H Y G I E N E  
C A B L E   R O U T I N G   S Y S T E M S


## **WIRE CABLE TRAYS**

*- locking trays*



# **P R O D U C T   I N F O R M A T I O N**





## Table of Contents

Locking Cable Trays S20 - S22N, S121-S123 .....	Pgs	4 - 5
Locking Cable Trays K25 - K91 .....	Pgs	6 - 7
Assembly Directions .....	Pgs	7 - 8
Product Overview .....	Pgs	10 - 11





## SILTEC CABLE ROUTING SYSTEM

SILTEC cable routing system has been developed with optimal function in mind and with emphasis on simplicity and accessibility for the purposes of thorough cleaning and heat dissipation.

SILTEC cable routing system is made up of durable components of steel of highest quality, resistive to corrosion and with excellent chemical resistance.

SILTEC cable routing system is suitable for:

- The Food industry
- The Chemical industry
- Machine builders
- Office and computer environments
- Electrical installations in general

Cable trays are delivered in lengths of 3 meters. Width varies from 25 mm to 600 mm, and height from 25 mm to 125 mm. Cable trays with custom measurements are made upon request.

All cable trays are made of round material which is gentle on cables, tubing, installers and maintenance personnel.

SILTEC cable trays are produced in

- Stainless steel (Aisi 316 and 304)
- Hot-dip galvanized material
- Electro-galvanized material

SILTEC cable routing system solves issues with the transport of energy in cables – simple, effective and environmentally correct.

## SILTEC CABLE ROUTING SYSTEM

**- Comes with the following wire cable tray types**



Open standard cable trays



Locking cable trays



Open compact trays



Heavy duty cable trays



Cable trays f. one layer cable











Cable trays for one cable

In addition, we offer a large number of specialty trays and a comprehensive program of assembly parts, mounts and accessories.

# Siltec Locking Cable Trays

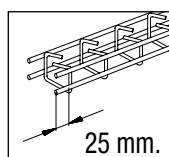
## Tray Overview

<b>S20</b>		<b>25 x 25 x 3000 mm - ø4 mm</b> 316 St. Steel 570598 610100 4 Hot dip galv. 570598 510100 5 El. pl. Zinc 570598 310100 7
<b>S20N</b>		<b>25 x 25 x 3000 mm - ø4 mm</b> 304 St. Steel 570598 710100 3
<b>S21</b>		<b>50 x 50 x 3000 mm - ø4 mm</b> 316 St. Steel 570598 610101 1 Hot dip galv. 570598 510101 2 El. pl. Zinc 570598 310101 4
<b>S21N</b>		<b>50 x 50 x 3000 mm - ø4 mm</b> 304 St. Steel 570598 710101 0
<b>S22</b>		<b>75 x 75 x 3000 mm - ø4 mm</b> 316 St. Steel 570598 610102 8 Hot dip galv. 570598 510102 9 El. pl. Zinc 570598 310102 1
<b>S22N</b>		<b>75 x 75 x 3000 mm - ø4 mm</b> 304 St. Steel 570598 710102 7
<b>S121</b>		<b>25 x 50 x 3000 mm - ø4 mm</b> 304 St. Steel 570598 710121 8
<b>S123</b>		<b>25 x 100 x 3000 mm - ø4 mm</b> 304 St. Steel 570598 710123 2

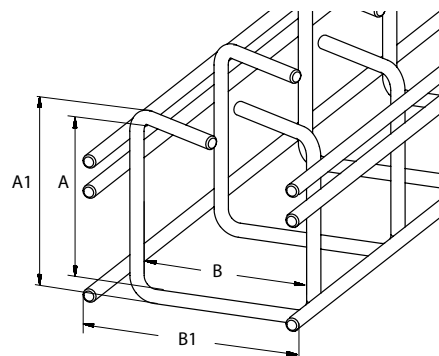
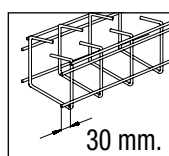


## Tray Dimensions

**S20:**



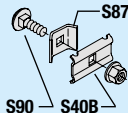

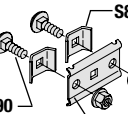

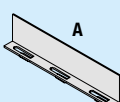
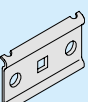



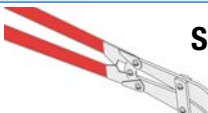

**S20N - S22N:**



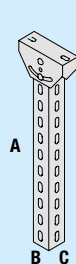
All dimensions in millimeters!

	S20	S20N	S21	S21N	S22	S22N	S121	S123		
<b>A:</b>	27	27	50	50	75	75	30	31		
<b>A1:</b>	33	33	58	58	83	83	36	39		
<b>B:</b>	30	30	50	50	75	75	50	95		
<b>B1:</b>	44	44	66	66	91	91	64	111		

## Splice Parts / Mounts

<b>2 x</b>  <b>S40 Splice Kit</b> 316 St. Steel 570598 650501 7 Hot dip galv. 570598 550501 8 El. pl. Zinc 570598 350501 0	 <b>S40B Splice Plate</b> 316 St. Steel 570598 650512 3 Hot dip galv. 570598 550512 4 El. pl. Zinc 570598 350512 6
<b>2 x</b>  <b>S41 Splice Kit</b> 316 St. Steel 570598 650502 4 Hot dip galv. 570598 550502 5 El. pl. Zinc 570598 350502 7	 <b>S40W Splice Plate</b> 316 St. Steel 570598 650514 7
 <b>S85 Divider</b> A: 2000 mm 316 St. Steel 570598 680590 2 Hot dip galv. 570598 580590 3 El. pl. Zinc 570598 380590 5	 <b>S41B Splice Plate</b> 316 St. Steel 570598 650513 0 Hot dip galv. 570598 550513 1 El. pl. Zinc 570598 350513 3
 <b>S87 Splice Washer</b> 316 St. Steel 570598 680596 4 Hot dip galv. 570598 580596 5 El. pl. Zinc 570598 380596 7	 <b>S42 Splice Bracket</b> 316 St. Steel 570598 650508 6 Hot dip galv. 570598 550508 7 El. pl. Zinc 570598 350508 9
 <b>S15 Plastic Caps</b> ø4 mm - black Polypropylene 570598 199621 6	
 <b>S19 Bolt Cutter</b> 570598 210002 5	 <b>S119 Bolt Cutter</b> 570598 210003 2

## Ceiling Mounts



**S71 Ceiling Hanger**

**S71/250**

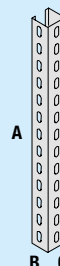
A: 250mm, B: 63 mm, C: 63 mm  
316 St. Steel 570598 665573 6

**S71/500**

A: 500 mm, B: 63 mm, C: 63 mm  
316 St. Steel 570598 665571 2  
Hot dip galv. 570598 565571 3  
El. pl. Zinc 570598 365571 5

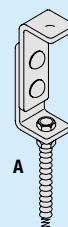
**S71/750**

A: 750mm, B: 63 mm, C: 63 mm  
316 St. Steel 570598 665574 3



**S72 Clg Hanger Extension**



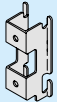

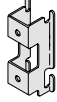
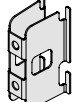
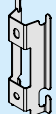
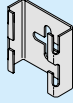




A: 1000mm, B: 56 mm, C: 56 mm  
Rustf. Aisi 316 570598 665575 0  
Galvaniseret 570598 565575 1  
Elforzinket 570598 365575 3







**S73 Ceiling Hanger**

A: 1000 mm  
316 St. Steel 570598 665572 9  
Hot dip galv. 570598 565572 0  
El. pl. Zinc 570598 365572 2



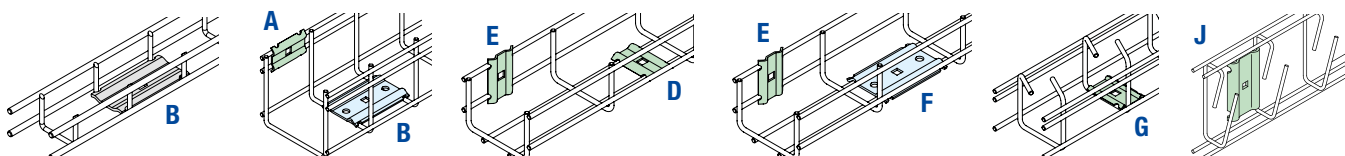
Mounting Brackets		More Assembly Parts, Mounts and Accessories on Pgs 8 - 9			
	<b>S46 Mounting Brackets</b> Horizontal A 316 St. Steel 570598 655540 1		<b>S47 Mounting Brackets</b> Horizontal A 316 St. Steel 570598 655541 8		<b>S48 Mounting Brackets</b> Horizontal A 316 St. Steel 570598 655542 5
	<b>S56 Mounting Brackets</b> Vertical D 316 St. Steel 570598 655550 0		<b>S57 Mounting Brackets</b> Vertical D 316 St. Steel 570598 655551 7		<b>S155 Mounting Brackets</b> Vertical D 316 St. Steel 570598 650155 2
	<b>S157 Mounting Brackets</b> Vertical D 304 St. Steel 570598 755551 6		<b>S45M Mounting Brackets</b> Horizontal A B C 316 St. Steel Hot dip galv. El. pl. Zinc		<b>S14M Mount</b> Polypropylene ø4mm 570598 199611 7
	<b>S14 Mount</b> Polypropylene ø4 mm 570598 199610 0		<b>S14BD Mount, detectable</b> Polypropylene ø4 mm 570598 199630 8		<b>S14MBD Mount, detectable</b> Polypropylene ø4mm 570598 199631 5

Disposition	Horizontal A:  Horizontal B:  Horizontal C:  Vertical D: 							
	S20	S20N	S21	S21N	S22	S22N	S121	S123
<b>Splice Parts</b>								
S40	•	•					•	•
S40B	•	•	•	•	•	•	•	•
S40W	•							
S41			•	•	•	•		
S41B			•	•	•	•	•	•
S13	•	•	•	•	•	•	•	•
S42	•	•	•	•	•	•	•	•
S85			•	•	•	•		
S87	•	•	•	•	•	•	•	•
S15	•		•	•	•	•		
<b>Mount</b>								
S71/S72/S73	•	•	•	•	•	•	•	•
S46	A	A					A	A
S47			A	A				
S48					A	A		
S50					D	D		
S56	D							
S156		D						
S57			D		D			
S157				D		D	D	D
S14 / S14BD			A,B	A,B	A,B	A,B	D	B
S14M / S14MBD	A,B	A,B					A,B	A
S155	D							
S155W		D						
S45			A,D	A,D	A,D	A,D		
S45M			A,D	A,D				
S80			A	A	A	A		
S81			A	A	A	A		

### Splice Plates S40B, 40W & S41B Applications









	S20	S20N	S21	S21N	S22	S22N	S121 + S123
S40B	A	A	E, G	E, G	A, G	G, J	A, J
S40W	B	-	-	-	A	-	-
S41B	-	-	A, B	-	B	J	-



# Siltec Locking Cable Trays

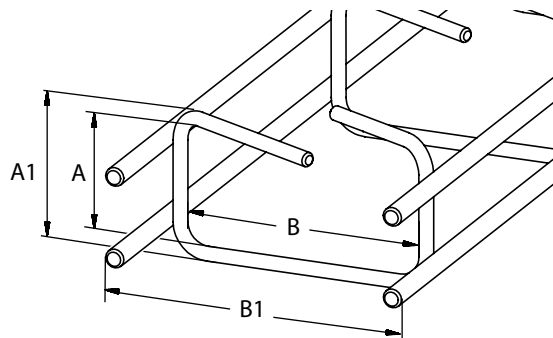
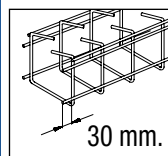
## Tray Overview

<b>K25</b>		<b>25 x 25 x 3000 mm - ø4 mm</b> 304 St. Steel 570598 789104 1
<b>K40</b>		<b>40 x 40 x 3000 mm - ø4 mm</b> 304 St. Steel 570598 789102 7
<b>K90</b>		<b>40 x 90 x 3000 mm - ø4 mm</b> 304 St. Steel 570598 789106 5
<b>K26</b>		<b>25 x 25 x 3000 mm - ø4 mm</b> 304 St. Steel 570598 789105 8 With Welded-On Cover
<b>K41</b>		<b>40 x 40 x 3000 mm - ø4 mm</b> 304 St. Steel 570598 789103 4 With Welded-On Cover
<b>K91</b>		<b>40 x 90 x 3000 mm - ø4 mm</b> 304 St. Steel 570598 789107 2 With Welded-On Cover



## Tray Dimensions






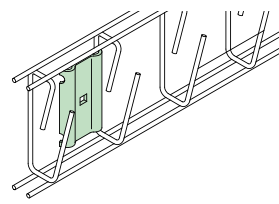
### K25 - K91:









All dimensions in millimeters!

	K25	K40	K90	K26	K41	K91				
<b>A:</b>	28	40	40	28	40	40				
<b>A1:</b>	38	50	52	40	52	53				
<b>B:</b>	29	40	90	29	40	90				
<b>B1:</b>	43	55	105	31	56	108				





## Assembly Parts


 <b>S90 Bolt Kit</b> 316 St. Steel 570598 685596 9 Hot dip galv. 570598 585596 0 El. pl. Zinc 570598 385596 2	 <b>S87 Splice Bracket</b> 316 St. Steel 570598 680596 4 Hot dip galv. 570598 580596 5 El. pl. Zinc 570598 380596 7	 <b>S42 Splice Bracket</b> 316 St. Steel 570598 650508 6 Hot dip galv. 570598 550508 7 El. pl. Zinc 570598 350508 9
 <b>S15 Plastic Caps</b> Ø4 mm - black Polypropylene 570598 199621 6	 <b>S40B Splice Plate</b> 316 St. Steel 570598 650512 3 Hot dip galv. 570598 550512 4 El. pl. Zinc 570598 350512 6	<b>Splice Plates S40B Applications</b> 

## Mounting Brackets

 <b>S14 Mount</b> Polypropylene 570598 199610 0	 <b>S14BD Mount, detectable</b> Polypropylene 570598 199630 8	 <b>S14M Mount</b> Polypropylene 570598 199611 7	 <b>S14MBD Mount, detectable</b> Polypropylene 570598 199631 5
 <b>S46 Mounting Bracket</b> Horizontal: A 316 St. Steel 570598 655540 1	 <b>S51 Mounting Bracket</b> Horizontal: A 316 St. Steel 570598 655545 6		

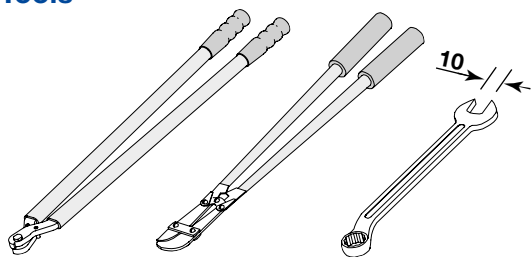


Disposition	<div>Horizontal A: </div> <div>Horizontal B: </div> <div>Horizontal C: </div> <div>Vertical D: </div>									
	K25	K40	K90	K26	K41	K91				
<b>Assembly Parts</b>										
S90	●	●	●	●	●	●				
S40B	●	●	●	●	●	●				
S42	●	●	●	●	●	●				
S87	●	●	●	●	●	●				
<b>Hangers / Mounts</b>										
S71/S72/S73	●									
S14 / S14BD		A	A	A	A	A				
S14M / S14MBD	A,B									
S15	●	●	●	●	●	●				
S46	B	B	B	B	B	B				
S51	B	B	B	B	B	B				

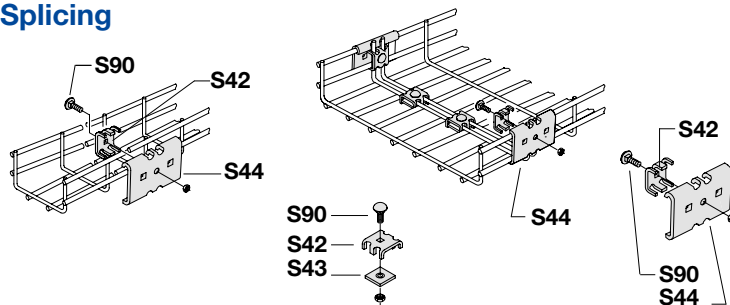


# Installation Guide

## Tools

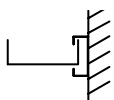


## Splicing

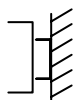


## Mounting Options

Horizontal A



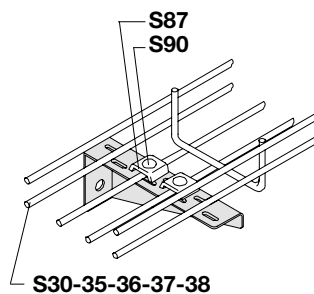
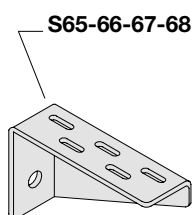
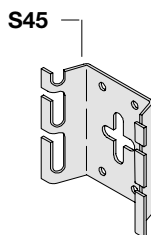
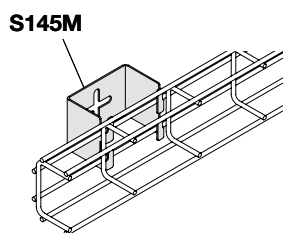
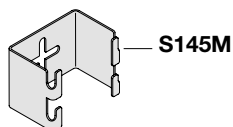
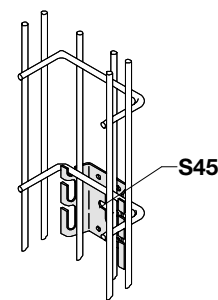
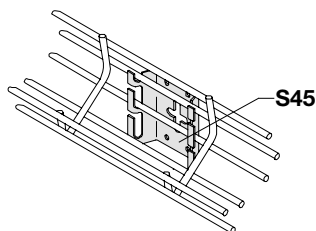
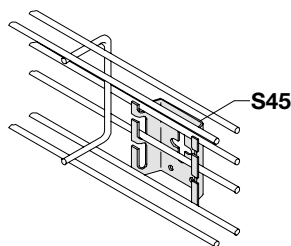
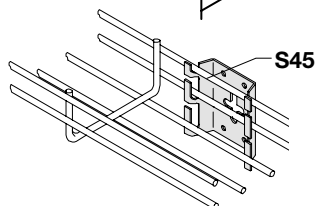
Horizontal B



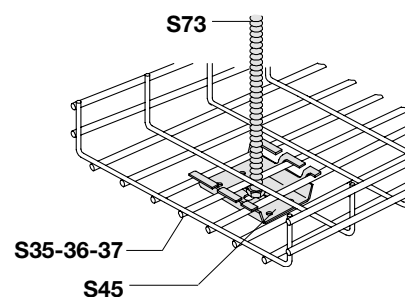
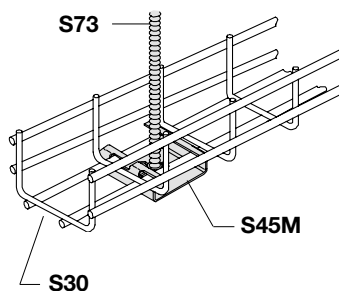
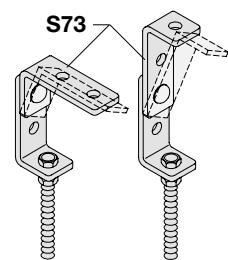
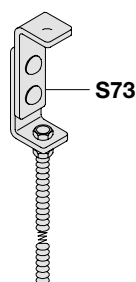
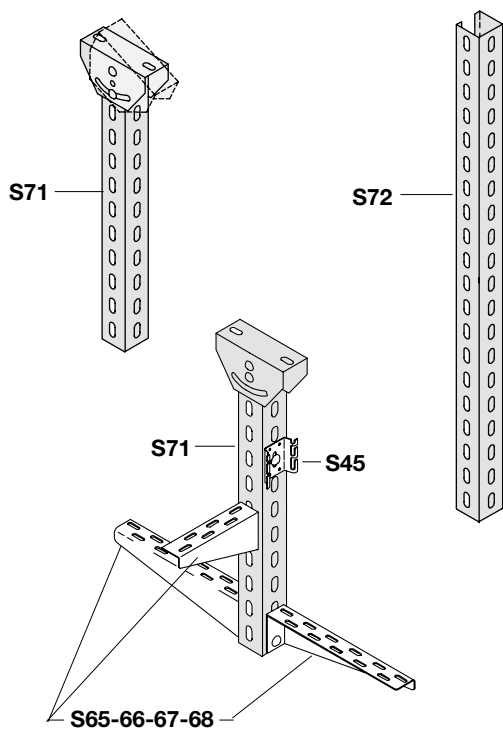
Horizontal C



Vertical D

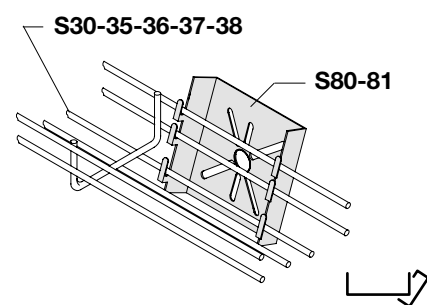
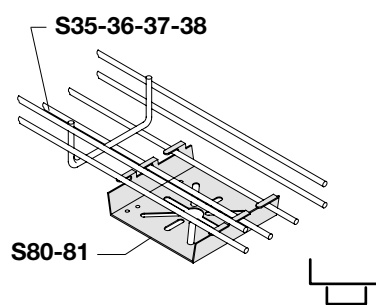
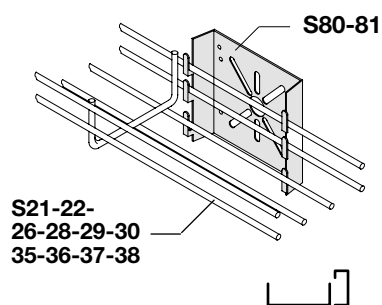


## Ceiling Hanger

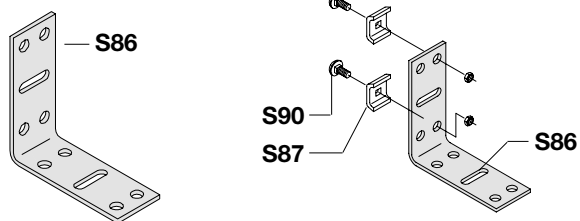




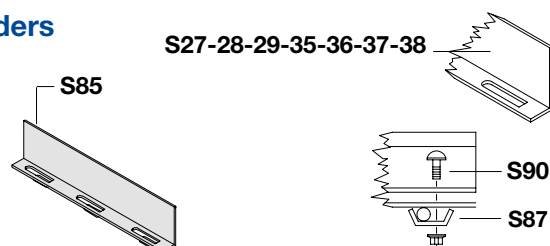
## Wall Mount / Electrical Box Brackets



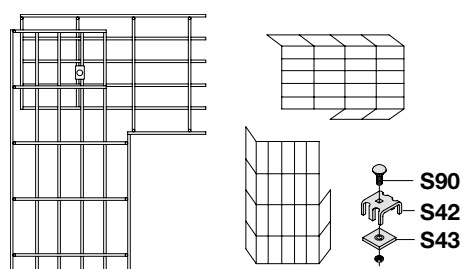
## Angle bracket



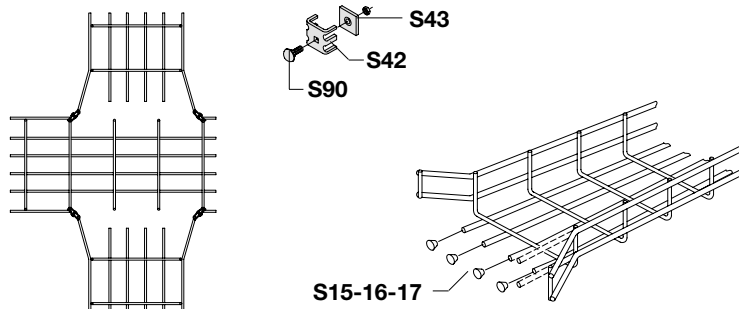
## Dividers



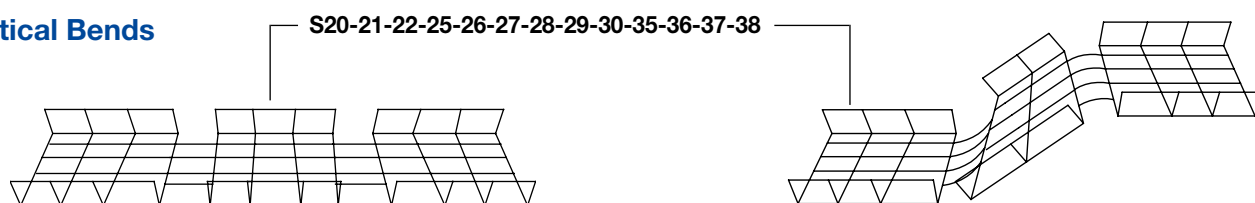
## Elbows



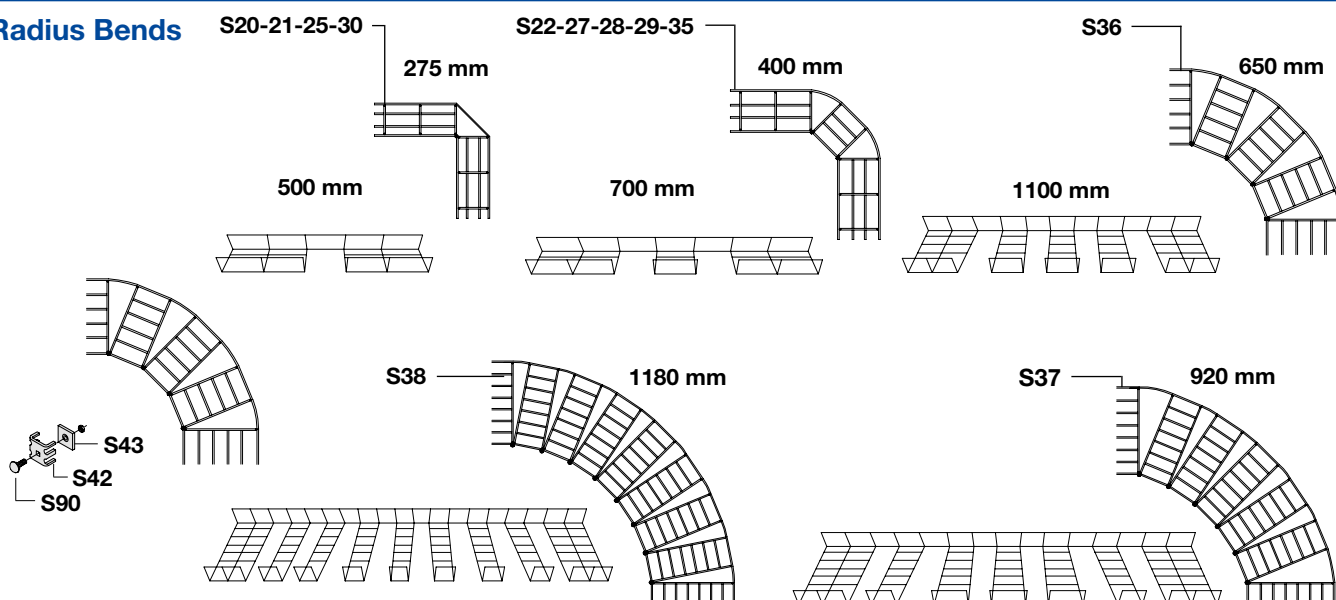
## Tees and Crosses



## Vertical Bends


















## Radius Bends







# SILTEC has a Cable Tray for Every Need

## Standard - open trays

<b>S25</b>		<b>25 x 25 x 3000 mm - ø4 mm</b> 316 St. Steel 570598 620105 6 304 St. Steel 570598 720105 5 Hot dip galv. 570598 520105 7 El. pl. Zinc 570598 320105 9
<b>S26</b>		<b>50 x 50 x 3000 mm - ø4 mm</b> 316 St. Steel 570598 620106 3 304 St. Steel 570598 720106 2 Hot dip galv. 570598 520106 4 El. pl. Zinc 570598 320106 6
<b>S27</b>		<b>75 x 75 x 3000 mm - ø5 mm</b> 316 St. Steel 570598 620107 0 Hot dip galv. 570598 520107 1 El. pl. Zinc 570598 320107 3
<b>S28</b>		<b>100 x 100 x 3000 mm - ø5 mm</b> 316 St. Steel 570598 620108 7
<b>S30M</b>		<b>35 x 40 x 3000 mm - ø4 mm</b> 316 St. Steel 570598 720117 8 Hot dip galv. 570598 520117 0 El. pl. Zinc 570598 320117 2
<b>S30</b>		<b>45 x 60 x 3000 mm - ø4 mm</b> 316 St. Steel 570598 620118 6 304 St. Steel 570598 720118 5 Hot dip galv. 570598 520118 7 El. pl. Zinc 570598 320118 9
<b>S30*</b>		<b>45 x 60 x 3000 mm - *ø5 mm</b> 316 St. Steel 570598 620119 3 304 St. Steel 570598 720119 2 Hot dip galv. 570598 520119 4 El. pl. Zinc 570598 320119 6
<b>S35</b>		<b>55 x 100 x 3000 mm - ø4 mm</b> 304 St. Steel 570598 720120 8 Hot dip galv. 570598 520120 0 El. pl. Zinc 570598 320120 2
<b>S35*</b>		<b>55 x 100 x 3000 mm - *ø5 mm</b> 316 St. Steel 570598 640120 3 304 St. Steel 570598 740120 2 Hot dip galv. 570598 540120 4 El. pl. Zinc 570598 340120 6
<b>S35W</b>		<b>55 x 150 x 3000 mm - ø5 mm</b> 316 St. Steel 570598 620120 9 304 St. Steel 570598 720121 5 Hot dip galv. 570598 520121 7 El. pl. Zinc 570598 320121 9
<b>S36</b>		<b>55 x 200 x 3000 mm - ø5 mm</b> 316 St. Steel 570598 640121 0 304 St. Steel 570598 740121 9 Hot dip galv. 570598 540121 1 El. pl. Zinc 570598 340121 3
<b>S37</b>		<b>55 x 300 x 3000 mm - ø5 mm</b> 316 St. Steel 570598 640122 7 304 St. Steel 570598 740122 6 Hot dip galv. 570598 540122 8 El. pl. Zinc 570598 340122 0
<b>S38</b>		<b>55 x 400 x 3000 mm - ø5 mm</b> 316 St. Steel 570598 640123 4 304 St. Steel 570598 740123 3 Hot dip galv. 570598 540123 5 El. pl. Zinc 570598 340123 7
<b>S39</b>		<b>55 x 500 x 3000 mm - ø5 mm</b> 316 St. Steel 570598 640124 1 304 St. Steel 570598 740124 0 Hot dip galv. 570598 540124 2
<b>S39W</b>		<b>55 x 600 x 3000 mm - ø5 mm</b> 304 St. Steel 570598 740126 4 Hot dip galv. 570598 540126 6

## Standard - open trays










<b>S30M-X</b>		<b>50 x 57 x 3000 mm - ø4 mm</b> 304 St. Steel 570598 786175 4
<b>S30-X</b>		<b>70 x 68 x 3000 mm - ø4 mm</b> 304 St. Steel 570598 786180 8
<b>S35-X</b>		<b>70 x 114 x 3000 mm - ø4 mm</b> 304 St. Steel 570598 786181 5
<b>S36-X</b>		<b>70 x 207 x 3000 mm - ø5 mm</b> 304 St. Steel 570598 786185 3

## COMPACT Trays

<b>S115</b>		<b>9 x 23 x 3000 mm - ø3 mm</b> 304 St. Steel 570598 720115 4
<b>S116</b>		<b>13 x 30 x 3000 mm - ø3 mm</b> 304 St. Steel 570598 720116 1
<b>S125</b>		<b>8 x 24 x 2800 mm - ø3 mm</b> 316 St. Steel 570598 610105 9
<b>S126</b>		<b>30 x 50 x 3000 mm - ø4 mm</b> 304 St. Steel 570598 790126 9
<b>S127</b>		<b>30 x 75 x 3000 mm - ø4 mm</b> 304 St. Steel 570598 790127 6
<b>S128</b>		<b>30 x 100 x 3000 mm - ø4 mm</b> 304 St. Steel 570598 790128 3
<b>S129</b>		<b>30 x 125 x 3000 mm - ø5 mm</b> 304 St. Steel 570598 790129 0
<b>S130</b>		<b>30 x 150 x 3000 mm - ø5 mm</b> 304 St. Steel 570598 790130 6
<b>S131</b>		<b>30 x 250 x 3000 mm - ø5 mm</b> 304 St. Steel 570598 790131 3
<b>S132</b>		<b>30 x 350 x 3000 mm - ø5 mm</b> 304 St. Steel 570598 790132 0
<b>S133</b>		<b>30 x 450 x 3000 mm - ø5 mm</b> 304 St. Steel 570598 790133 7








## Heavy Duty Cable Trays





<b>S235</b>		<b>100 x 100 x 3000 mm - ø5 mm</b> 316 St. Steel 570598 688235 4 Hot dip galv. 570598 588235 5
<b>S236</b>		<b>100 x 200 x 3000 mm - ø5 mm</b> 316 St. Steel 570598 688236 1 Hot dip galv. 570598 588236 2
<b>S237</b>		<b>100 x 300 x 3000 mm - ø5 mm</b> 316 St. Steel 570598 688237 8 Hot dip galv. 570598 588237 9
<b>S238</b>		<b>100 x 400 x 3000 mm - ø5 mm</b> 316 St. Steel 570598 688238 5 Hot dip galv. 570598 588238 6
<b>S239</b>		<b>100 x 500 x 3000 mm - ø5 mm</b> 316 St. Steel 570598 688239 2 Hot dip galv. 570598 588239 3
<b>S240</b>		<b>100 x 600 x 3000 mm - ø5 mm</b> 316 St. Steel 570598 688240 8 Hot dip galv. 570598 588240 9
<b>S428</b>		<b>100 x 100 x 3000 mm - ø5 mm</b> 304 St. Steel 570598 799428 5
<b>S436</b>		<b>100 x 200 x 3000 mm - ø5 mm</b> 304 St. Steel 570598 799436 0
<b>S437</b>		<b>100 x 300 x 3000 mm - ø5 mm</b> 304 St. Steel 570598 799437 7
<b>S438</b>		<b>100 x 400 x 3000 mm - ø5 mm</b> 304 St. Steel 570598 799438 4



## Single Cable Trays

<b>S320</b>		<b>5 x 5 x 3000 mm - ø5 mm</b> 316 St. Steel 570598 699320 3
<b>S321</b>		<b>5 x 5 x 3000 mm - ø5 mm</b> 316 St. Steel 570598 699321 0
<b>S322</b>		<b>8 x 8 x 3000 mm - ø5 mm</b> 316 St. Steel 570598 699322 7
<b>S323</b>		<b>10 x 10 x 3000 mm - ø5 mm</b> 316 St. Steel 570598 699323 4
<b>S324</b>		<b>12 x 12 x 3000 mm - ø5 mm</b> 316 St. Steel 570598 699324 1
<b>S325</b>		<b>16 x 16 x 3000 mm - ø5 mm</b> 316 St. Steel 570598 699325 8
<b>S327</b>		<b>27 x 27 x 3000 mm - ø5 mm</b> 316 St. Steel 570598 699327 2

## Cable Trays for one layer of cables

<b>S520</b>		<b>8 x 74 x 3000 mm - ø4 mm</b> 304 St. Steel 570598 720520 6
<b>S521</b>		<b>12 x 74 x 3000 mm - ø4 mm</b> 304 St. Steel 570598 720521 3
<b>S522</b>		<b>8 x 114 x 3000 mm - ø4 mm</b> 304 St. Steel 570598 720522 0
<b>S523</b>		<b>12 x 114 x 3000 mm - ø4 mm</b> 304 St. Steel 570598 720523 7
<b>S524</b>		<b>17 x 114 x 3000 mm - ø4 mm</b> 304 St. Steel 570598 720524 4



**CABLE HYGIENIC**

FUNDER DALGÅRDSVEJ 2-6 . DK-8600 SILKEBORG

TLF: +45 86 85 18 00

[www.siltec.dk](http://www.siltec.dk) / [siltec@siltec.dk](mailto:siltec@siltec.dk)



SILTEC Distributeur Nederland:

CC Nederland B.V.  
Facetlaan 4  
2665 NR BLEISWIJK

Telefoon: 079 82 000 20  
E-mail: [info@ccned.nl](mailto:info@ccned.nl)  
Internet: [www.ccned.nl](http://www.ccned.nl)