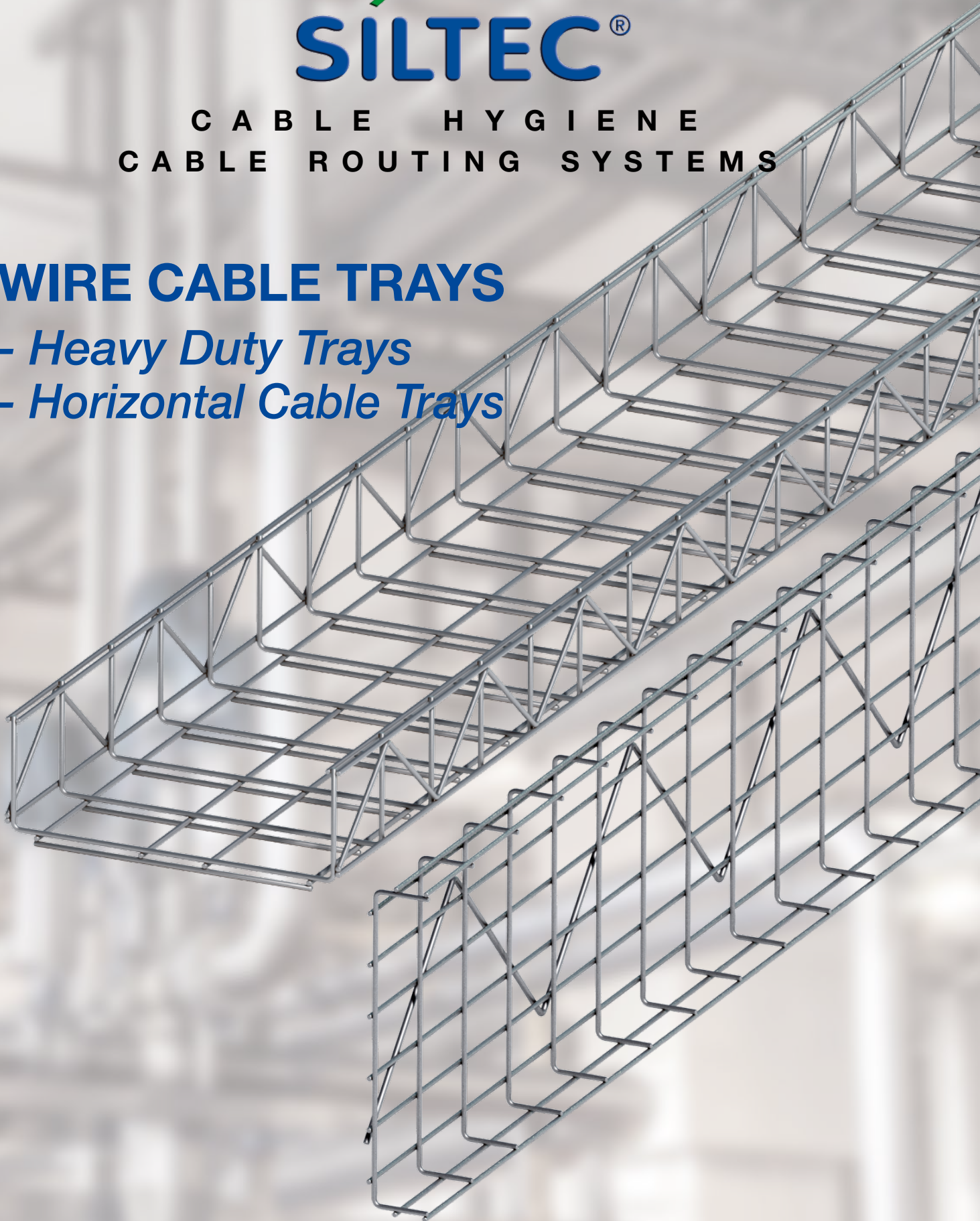




C A B L E H Y G I E N E
C A B L E R O U T I N G S Y S T E M S

WIRE CABLE TRAYS

- *Heavy Duty Trays*
- *Horizontal Cable Trays*



PRODUCT INFORMATION




Table of Contents

| | | |
|---|-----|---------|
| Heavy Duty cable trays S235 - S240 | Pgs | 4 - 5 |
| Heavy Duty cable trays S428 - S438 | Pgs | 6 - 7 |
| Horizontal cable trays S36-V - S39W-V | Pgs | 8 - 9 |
| Component disposition, splices, bends, crosses and tees | Pgs | 10 - 11 |
| Assembly guidelines | Pgs | 12 - 13 |
| Assortment overview | Pgs | 14 - 15 |



SILTEC CABLE ROUTING SYSTEM

SILTEC cable routing system has been developed with optimal function in mind and with emphasis on simplicity and accessibility for the purposes of thorough cleaning and heat dissipation.

SILTEC cable routing system is made up of durable components of steel of highest quality, resistive to corrosion and with excellent chemical resistance.

SILTEC cable routing system is suitable for:

- The Food industry
- The Chemical industry
- Machine builders
- Office and computer environments
- Electrical installations in general

Cable trays are delivered in lengths of 3 meters. Width varies from 25 mm to 600 mm, and height from 25 mm to 125 mm. Cable trays with custom measurements are made upon request.

All cable trays are made of round material which is gentle on cables, tubing, installers and maintenance personnel.

SILTEC cable trays are produced in

- Stainless steel (Aisi 316 and 304)
- Hot-dip galvanized material
- Electro-galvanized material

SILTEC cable routing system solves issues with the transport of energy in cables – simple, effective and environmentally correct.

SILTEC CABLE ROUTING SYSTEM

- Comes with the following wire cable tray types



Open standard cable trays



Locking cable trays



Open compact trays



Heavy duty cable trays



Cable trays f. one layer cable



Cable trays for one cable

In addition, we offer a large number of specialty trays and a comprehensive program of assembly parts, mounts and accessories.

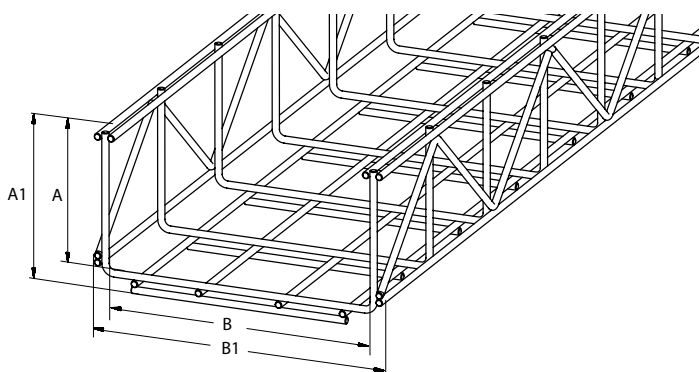
Siltec Heavy Duty Cable Trays

Tray Overview

| | | |
|-------------|---|--|
| S235 |  | 100 x 100 x 3000 mm - ø5 mm 316 St. Steel 570598 688235 4 Hot dip galv. 570598 588235 5 |
| S236 |  | 100 x 200 x 3000 mm - ø5 mm 316 St. Steel 570598 688236 1 Hot dip galv. 570598 588236 2 |
| S237 |  | 100 x 300 x 3000 mm - ø5 mm 316 St. Steel 570598 688237 8 Hot dip galv. 570598 588237 9 |
| S238 |  | 100 x 400 x 3000 mm - ø5 mm 316 St. Steel 570598 688238 5 Hot dip galv. 570598 588238 6 |
| S239 |  | 100 x 500 x 3000 mm - ø5 mm 316 St. Steel 570598 688239 2 Hot dip galv. 570598 588239 3 |
| S240 |  | 100 x 600 x 3000 mm - ø5 mm 316 St. Steel 570598 688240 8 Hot dip galv. 570598 588240 9 |
| | | |
| | | |
| | | |






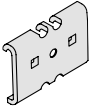
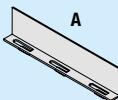

Tray Dimensions









All dimensions in millimeters!

| | S235 | S236 | S237 | S238 | S239 | S240 | | | | |
|------------|------|------|------|------|------|------|--|--|--|--|
| A: | 100 | 100 | 100 | 100 | 100 | 100 | | | | |
| A1: | 110 | 115 | 115 | 115 | 115 | 115 | | | | |
| B: | 100 | 200 | 300 | 400 | 500 | 600 | | | | |
| B1: | 120 | 220 | 320 | 420 | 520 | 620 | | | | |

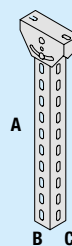
Splice Parts

| | |
|---|--|
|  <p>S42 Splice Bracket 316 St. Steel 570598 650508 6 Hot dip galv. 570598 550508 7 El. pl. Zinc 570598 350508 9</p> |  <p>S87 Splice Bracket R316 St. Steel 570598 680596 4 Hot dip galv. 570598 580596 5 El. pl. Zinc 570598 380596 7</p> |
|  <p>S91 Bolt Kit 316 St. Steel 570598 685597 6 Hot dip galv. 570598 585597 7</p> |  <p>S44 Splice Plate 316 St. Steel 570598 650510 9 Hot dip galv. 570598 550510 0 El. pl. Zinc 570598 350510 2</p> |
|  <p>S285 Divider A: 2000 mm 316 St. Steel 570598 688285 9 Hot dip galv. 570598 588285 0</p> |  <p>S16 Plastic Caps ø5 mm - black Polypropylene 570598 199622 3</p> |

Splice Parts

| | S235 | S236 | S237 | S238 | S239 | S240 | |
|---|------|------|------|------|------|------|--|
|  S91  S87  S87 | 1 x | 2 x | 3 x | 3 x | 4 x | 4 x | |
|  S90  S87  S44 | 2 x | 2 x | 2 x | 2 x | 2 x | 2 x | |

Ceiling Mounts



S271 Ceiling Hanger

A: 500 mm
B: 63 mm
C: 63 mm

316 St. Steel 570598 688271 2
Hot dip galv. 570598 588271 3


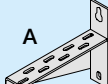
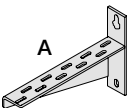
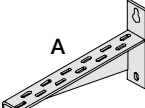
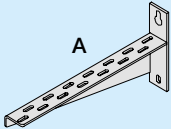
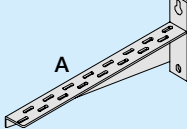
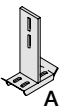
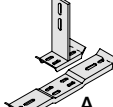
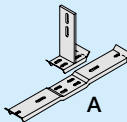
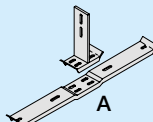
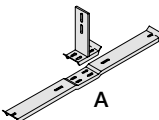
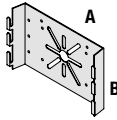


S272 Clg Hanger Extension

A: 1000 mm
B: 56 mm
C: 56 mm

316 St. Steel 570598 688272 9
Hot dip galv. 570598 588272 0

Shelf Brackets / Mounts


| | |
|--|---|
|  <p>S275 Shelf Bracket A: 145 mm 316 St. Steel 570598 688275 0 Hot dip galv. 570598 588275 1</p> |  <p>S276 Shelf Bracket A: 245mm 316 St. Steel 570598 688276 7 Hot dip galv. 570598 588276 8</p> |
|  <p>S277 Shelf Bracket A: 345 mm 316 St. Steel 570598 688277 4 Hot dip galv. 570598 588277 5</p> |  <p>S278 Shelf Bracket A: 445 mm 316 St. Steel 570598 688278 1 Hot dip galv. 570598 588278 2</p> |
|  <p>S279 Shelf Bracket A: 545 mm 316 St. Steel 570598 688279 8 Hot dip galv. 570598 588279 9</p> |  <p>S280 Shelf Bracket A: 645 mm 316 St. Steel 570598 688280 4 Hot dip galv. 570598 588280 5</p> |
|  <p>S256 Center Mount A: 100 mm 316 St. Steel 570598 688256 9 Hot dip galv. 570598 588256 0</p> |  <p>S257 Center Mount A: 270 mm 316 St. Steel 570598 688257 6 Hot dip galv. 570598 588257 7</p> |
|  <p>S258 Center Mount A: 370 mm 316 St. Steel 570598 688258 3 Hot dip galv. 570598 588258 4</p> |  <p>S259 Center Mount A: 470 mm 316 St. Steel 570598 688259 0 Hot dip galv. 570598 588259 1</p> |
|  <p>S260 Center Mount A: 570 mm 316 St. Steel 570598 688260 6 Hot dip galv. 570598 588260 7</p> |  <p>S81 Mounting Brackets A: 200 B: 120 mm 316 St. Steel 570598 665592 7 Hot dip galv. 570598 565592 8</p> |
| | |

| Disposition | S235 | S236 | S237 | S238 | S239 | S240 | | | | |
|---------------------|------|------|------|------|------|------|--|--|--|--|
| Splice Parts | | | | | | | | | | |
| S42 | • | • | • | • | • | • | | | | |
| S87 | • | • | • | • | • | • | | | | |
| S91 | • | • | • | • | • | • | | | | |
| S44 | • | • | • | • | • | • | | | | |
| S285 | • | • | • | • | • | • | | | | |
| S16 | • | • | • | • | • | • | | | | |
| Mount | | | | | | | | | | |
| S271 | • | • | • | • | • | • | | | | |
| S272 | • | • | • | • | • | • | | | | |
| S275 | • | | | | | | | | | |
| S276 | | • | | | | | | | | |
| S277 | | | • | | | | | | | |
| S278 | | | | • | | | | | | |
| S279 | | | | | • | | | | | |
| S280 | | | | | | • | | | | |
| S256 | • | • | | | | | | | | |
| S257 | | | • | | | | | | | |
| S258 | | | | • | | | | | | |
| S259 | | | | | • | | | | | |
| S260 | | | | | | • | | | | |
| S81 | • | • | • | • | • | • | | | | |
| | | | | | | | | | | |
| | | | | | | | | | | |
| | | | | | | | | | | |

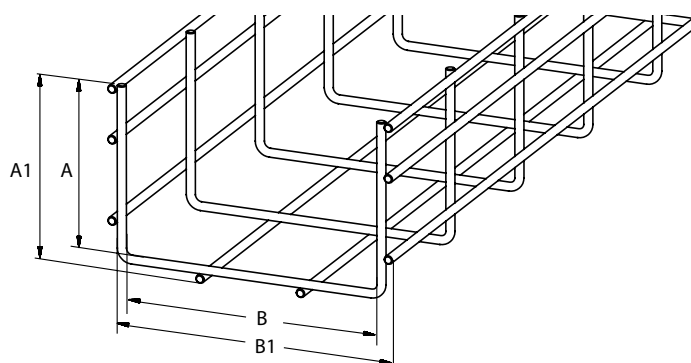
Siltec Heavy Duty Cable Trays

Tray Overview

| | | |
|-------------|---|---|
| S428 |  | 100 x 100 x 3000 mm - ø5 mm 304 St. Steel 570598 799428 5 |
| S436 |  | 100 x 200 x 3000 mm - ø5 mm 304 St. Steel 570598 799436 0 |
| S437 |  | 100 x 300 x 3000 mm - ø5 mm 304 St. Steel 570598 799437 7 |
| S438 |  | 100 x 400 x 3000 mm - ø5 mm 304 St. Steel 570598 799438 4 |
| S439 |  | 100 x 500 x 3000 mm - ø5 mm 304 St. Steel 570598 799439 1 |
| S440 |  | 100 x 600 x 3000 mm - ø5 mm 304 St. Steel 570598 799440 7 |
| | | |
| | | |
| | | |







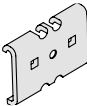
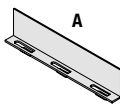
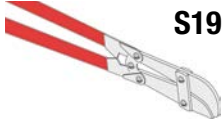

Tray Dimensions

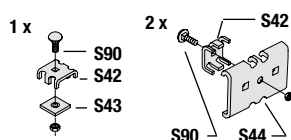


All dimensions in millimeters!

| | S428 | S436 | S437 | S438 | S439 | S440 | | | | |
|------------|------|------|------|------|------|------|--|--|--|--|
| A: | 100 | 100 | 100 | 100 | 100 | 100 | | | | |
| A1: | 108 | 108 | 108 | 108 | 108 | 108 | | | | |
| B: | 100 | 200 | 300 | 400 | 500 | 600 | | | | |
| B1: | 118 | 218 | 318 | 418 | 518 | 618 | | | | |

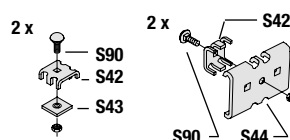
Splice Parts / Dividers

| | | |
|--|--|--|
| S42 Splice Bracket  316 St. Steel 570598 650508 6 Hot dip galv. 570598 550508 7 El. pl. Zinc 570598 350508 9 | S87 Splice Bracket  316 St. Steel 570598 680596 4 Hot dip galv. 570598 580596 5 El. pl. Zinc 570598 380596 7 | S16 Plastprop  ø5 mm - black Polypropylene 570598 199622 3 |
| S90 Bolt Kit  316 St. Steel 570598 685596 9 Hot dip galv. 570598 585596 0 El. pl. Zinc 570598 385596 2 | S44 Splice Plate  316 St. Steel 570598 650510 9 Hot dip galv. 570598 550510 0 El. pl. Zinc 570598 350510 2 | S285 Divider  A: 2000 mm 316 St. Steel 570598 688285 9 Hot dip galv. 570598 588285 0 |
| | S19 Bolt Cutter  570598 210002 5 | S119 Bolt Cutter  570598 210003 2 |



S151 Splice Kit

316 St. Steel 570598 650151 4



S152 Splice Kit

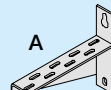
316 St. Steel 570598 650152 1

Shelf Brackets / Mounts / Hangers



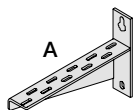
S275 Shelf Bracket

A: 145 mm
316 St. Steel 570598 688275 0
Hot dip galv. 570598 588275 1



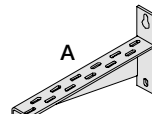
S276 Shelf Bracket

A: 245 mm
316 St. Steel 570598 688276 7
Hot dip galv. 570598 588276 8



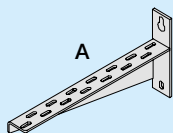
S277 Shelf Bracket

A: 345 mm
316 St. Steel 570598 688277 4
Hot dip galv. 570598 588277 5



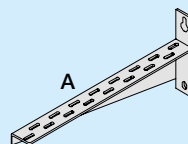
S278 Shelf Bracket

A: 445 mm
316 St. Steel 570598 688278 1
Hot dip galv. 570598 588278 2



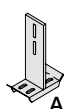
S279 Shelf Bracket

A: 545 mm
316 St. Steel 570598 688279 8
Hot dip galv. 570598 588279 9



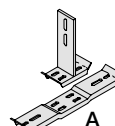
S280 Shelf Bracket

A: 645 mm
316 St. Steel 570598 688280 4
Hot dip galv. 570598 588280 5



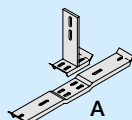
S256 Center Mount

A: 100 mm
316 St. Steel 570598 688256 9
Hot dip galv. 570598 588256 0



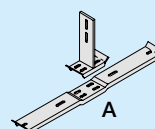
S257 Center Mount

A: 270 mm
316 St. Steel 570598 688257 6
Hot dip galv. 570598 588257 7



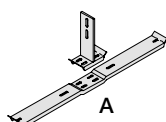
S258 Center Mount

A: 370 mm
316 St. Steel 570598 688258 3
Hot dip galv. 570598 588258 4



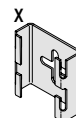
S259 Centerophæng

A: 470 mm
Rustfri Aisi 316 570598 688259 0
Galvaniseret 570598 588259 1



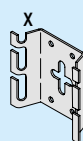
S260 Center Mount

A: 570 mm
316 St. Steel 570598 688260 6
Hot dip galv. 570598 588260 7



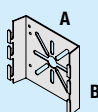
S45M Mounting Bracket

X: 20 mm
316 St. Steel 570598 655531 9
Hot dip galv. 570598 555531 0



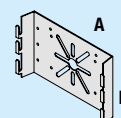
S45 Mounting Bracket

X: 20 mm
316 St. Steel 570598 655530 2
Hot dip galv. 570598 555530 3



S80 Mounting Bracket

A: 130 B: 120 mm
316 St. Steel 570598 665591 0
Hot dip galv. 570598 565591 1

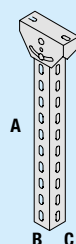


S81 Mounting Bracket

A: 200 B: 120 mm
316 St. Steel 570598 665592 7
Hot dip galv. 570598 565592 8

| Disposition | S428 | S436 | S437 | S438 | S439 | S440 |
|---------------------|------|------|------|------|------|------|
| Splice Parts | | | | | | |
| S42 | • | • | • | • | • | • |
| S87 | • | • | • | • | • | • |
| S16 | • | • | • | • | • | • |
| S91 | • | • | • | • | • | • |
| S44 | • | • | • | • | • | • |
| S285 | • | • | • | • | • | • |
| S151 | • | • | | | | |
| S152 | | | • | • | • | • |
| Mounts | | | | | | |
| S256 | • | • | | | | |
| S257 | | | • | | | |
| S258 | | | | • | | |
| S259 | | | | | • | |
| S260 | | | | | | • |
| S275 | • | | | | | |
| S276 | | • | | | | |
| S277 | | | • | | | |
| S278 | | | | • | | |
| S279 | | | | | • | |
| S280 | | | | | | • |
| S45M | • | • | • | • | • | • |
| S45 | • | • | • | • | • | • |
| S80 | • | • | • | • | • | • |
| S81 | • | • | • | • | • | • |
| S271/S272 | • | • | • | • | • | • |

Ceiling Hanger



S271 Ceiling Hanger

A: 500 mm
B: 63 mm
C: 63 mm
316 St. Steel 570598 688271 2
Hot dip galv. 570598 588271 3








S272 Ceiling Hanger Extension

A: 1000 mm
B: 56 mm
C: 56 mm
316 St. Steel 570598 688272 9
Hot dip galv. 570598 588272 0



Siltec Horizontal Cable Trays

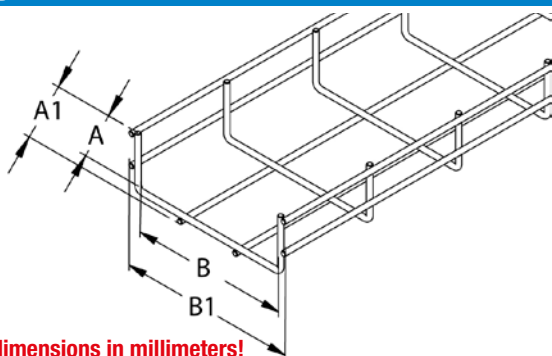
Tray Overview

| | | |
|---------------|---|---|
| S36-V |  | 55 x 200 x 3000 mm - ø5 mm 304 St. Steel 570598 777236 3 |
| S37-V |  | 55 x 300 x 3000 mm - ø5 mm 304 St. Steel 570598 777237 0 |
| S38-V |  | 55 x 400 x 3000 mm - ø5 mm 304 St. Steel 570598 777238 7 |
| S39-V |  | 55 x 500 x 3000 mm - ø5 mm 304 St. Steel 570598 777239 4 |
| S39W-V |  | 55 x 600 x 3000 mm - ø5 mm 304 St. Steel 570598 777240 0 |



S37-V

Tray Dimensions







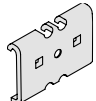

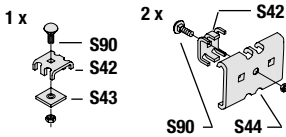
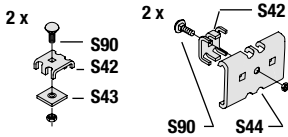
All dimensions in millimeters!

| | S36-V | S37-V | S38-V | S39-V | S39W-V | | | |
|------------|-------|-------|-------|-------|--------|--|--|--|
| A: | 51 | 51 | 51 | 51 | 51 | | | |
| A1: | 61 | 61 | 61 | 61 | 61 | | | |
| B: | 200 | 300 | 400 | 500 | 600 | | | |
| B1: | 220 | 320 | 420 | 520 | 620 | | | |

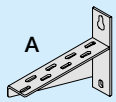
Disposition

| | S16 | S42 | S44 | S87 | S91 | S151 | S152 | S271 | S272 | S276 | S277 | S278 | S279 | S280 | S445M | S445 | S480 | S481 | |
|--------|-----|-----|-----|-----|-----|------|------|------|------|------|------|------|------|------|-------|------|------|------|--|
| S36-V | • | • | • | • | • | • | | • | • | • | | | | | • | | | | |
| S37-V | • | • | • | • | • | • | | • | • | | • | | | | • | | | | |
| S38-V | • | • | • | • | • | | • | • | • | | | • | | | | • | | | |
| S39-V | • | • | • | • | • | | • | • | • | | | | • | | | | • | | |
| S39W-V | • | • | • | • | • | | • | • | • | | | | | • | | | | • | |

Splice Parts

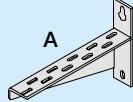
| | | | | | |
|--|--|--|--|--|--|
| S42 Splice Bracket  316 St. Steel 570598 650508 6 Hot dip galv. 570598 550508 7 El. pl. Zinc 570598 350508 9 | | S87 Splice Bracket  316 St. Steel 570598 680596 4 Hot dip galv. 570598 580596 5 El. pl. Zinc 570598 380596 7 | | S16 Plastprop  ø5 mm - black Polypropylene 570598 199622 3 | |
| S90 Bolt Kit  316 St. Steel 570598 685596 9 Hot dip galv. 570598 585596 0 El. pl. Zinc 570598 385596 2 | | S44 Splice Plate  316 St. Steel 570598 650510 9 Hot dip galv. 570598 550510 0 El. pl. Zinc 570598 350510 2 | | S119 Bolt Cutter  570598 210003 2 | |
| S151 Splice Kit  316 St. Steel 570598 650151 4 | | S152 Splice Kit  316 St. Steel 570598 650152 1 | | | |

Shelf Brackets / Mounts / Hangers



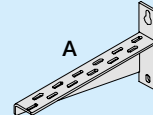
S276 Shelf Bracket

A: 245 mm
304 St. Steel 570598 688276 7
Hot dip galv. 570598 588276 8



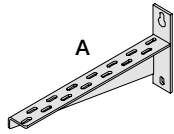
S277 Shelf Bracket

A: 345 mm
304 St. Steel 570598 688277 4
Hot dip galv. 570598 588277 5




S278 Shelf Bracket

A: 445 mm
304 St. Steel 570598 688278 1
Hot dip galv. 570598 588278 2



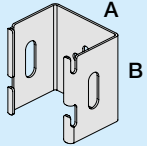
S279 Shelf Bracket

A: 545 mm
304 St. Steel 570598 688279 8
Hot dip galv. 570598 588279 9



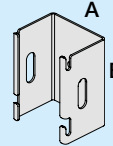
S280 Shelf Bracket

A: 645 mm
304 St. Steel 570598 688280 4
Hot dip galv. 570598 588280 5



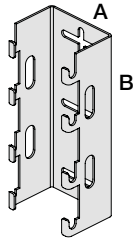
S445M Mounting Bracket

A: 75 mm B: 80,5 mm
304 St. Steel 570598 777446 7



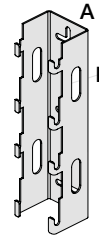
S445 Mounting Bracket

A: 75 mm B: 99 mm
304 St. Steel 570598 777445 1



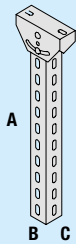
S480 Mounting Bracket

A: 79 mm B: 190 mm
304 St. Steel 570598 7774480 1



S481 Mounting Bracket

A: 66 mm B: 250 mm
304 St. Steel 570598 7774481 8



S271 Ceiling Hanger

A: 500 mm
B: 63 mm
C: 63 mm
304 St. Steel 570598 688271 2
Hot dip galv. 570598 588271 3



S272 Ceiling Hanger Extension

A: 1000 mm
B: 56 mm
C: 56 mm
304 St. Steel 570598 688272 9
Hot dip galv. 570598 588272 0

Load chart: Max load in kN/m

| Range | | 2.0 m | 2.5 m | 3.0 m | 4.0 m |
|-------------------|---------------------|-------|-------|-------|-------|
| Continuous fields | Deflection at L/200 | | | | |
| | S36-V* | 0,30 | 0,27 | 0,18 | |
| | S37-V | 0,45 | | | |
| | S38-V | 0,60 | 0,49 | 0,43 | |
| | S39-V | 0,75 | | 0,44 | |
| | S39W-V | 0,90 | | 0,45 | |
| End fields | Deflection at L/200 | | | | |
| | S36-V* | 0,30 | 0,24 | 0,17 | |
| | S37-V | 0,45 | 0,38 | 0,27 | |
| | S38-V | 0,60 | 0,34 | 0,31 | |
| | S39-V | 0,75 | 0,37 | 0,36 | |
| | S39W-V | 0,90 | 0,37 | 0,45 | |


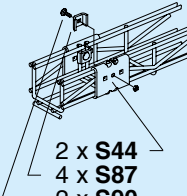
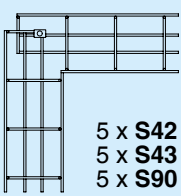
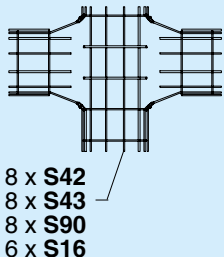
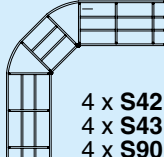
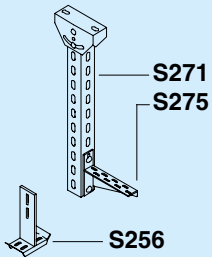

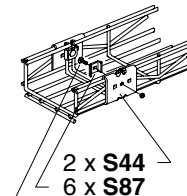
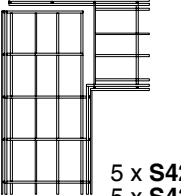
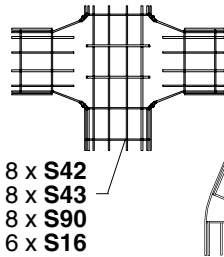
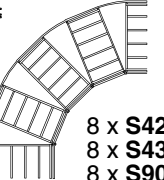
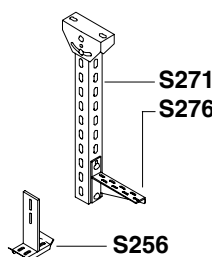

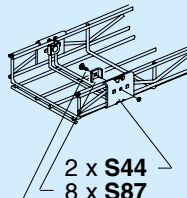
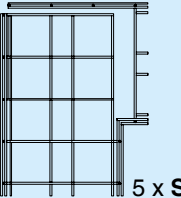
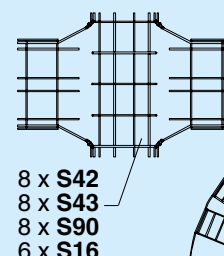
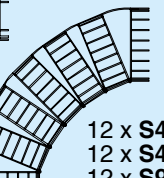
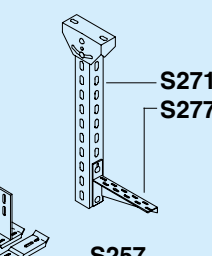

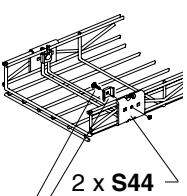
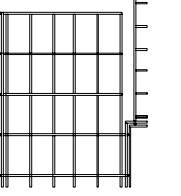
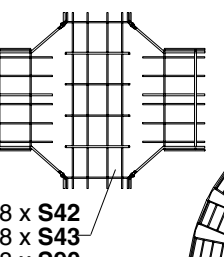
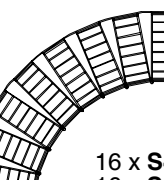
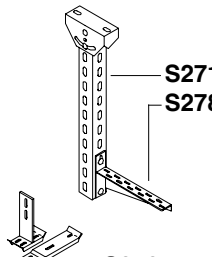

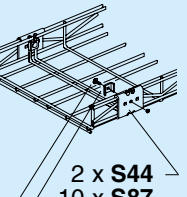
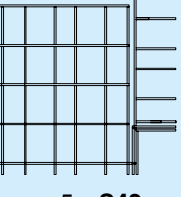
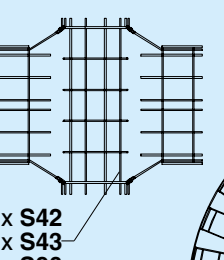
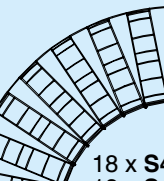
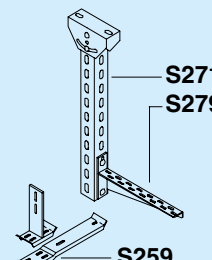

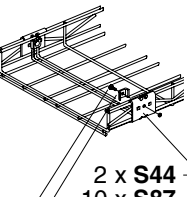
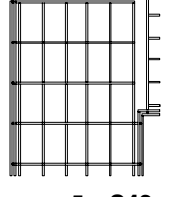
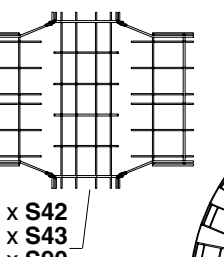

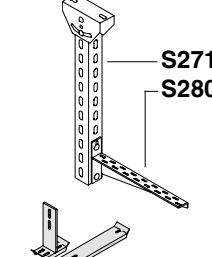
Explanation: * w/wall bracket S480


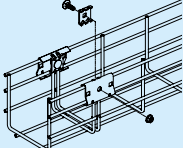
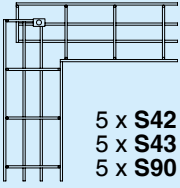
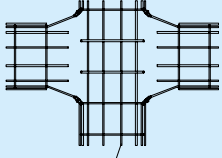
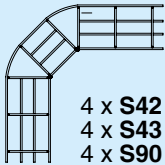
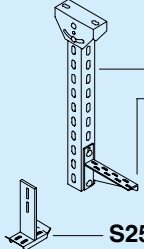


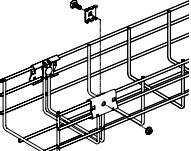
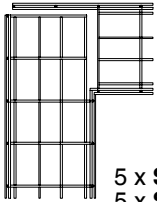
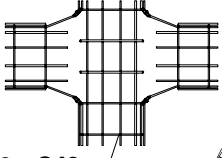
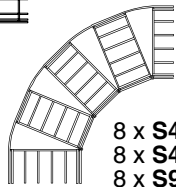
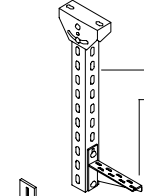


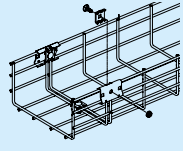
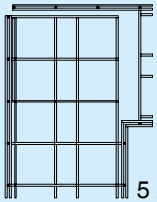
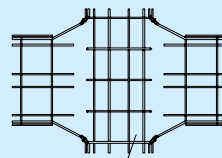

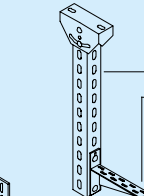


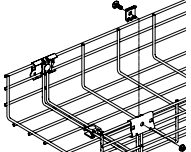
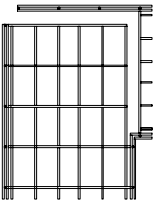
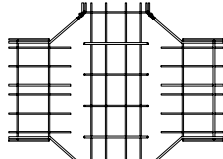
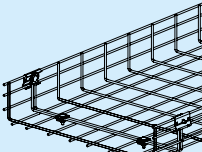
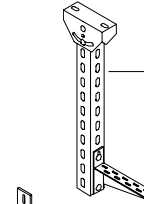
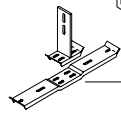

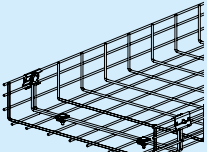

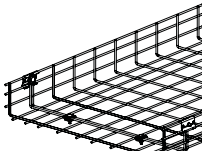

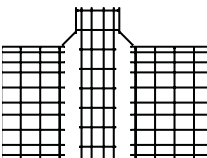
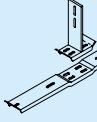

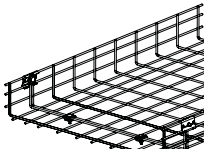

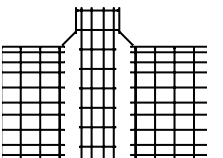
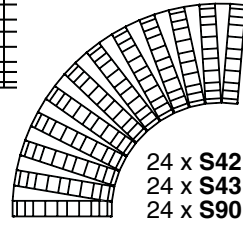
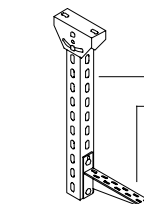

| Range | | 2.0 m | 2.5 m | 3.0 m | 4.0 m |
|-------------------|---------------------|-------|-------|-------|-------|
| Continuous fields | Deflection at L/100 | | | | |
| | S36-V* | 0.30 | | | |
| | S37-V | 0.45 | | | |
| | S38-V | 0.60 | | | |
| | S39-V | 0,75 | | | |
| | S39W-V | 0.90 | | | |
| End fields | Deflection at L/100 | | | | |
| | S36-V* | 0.30 | | | 0.28 |
| | S37-V | 0.45 | | | |
| | S38-V | 0.60 | | | 0.55 |
| | S39-V | 0.75 | | | 0.70 |
| | S39W-V | 0.90 | | | |

Explanation: w/wall bracket S480
 Lateral displacement control

| Cable tray | Splice kit | Range | | | | Support points | |
|----------------------|------------|---------------------------------|-------|-------|-------|--|--|
| | | 2.0 m | 2.5 m | 3.0 m | 4.0 m | | |
| S36-V | S150 | Wall bracket: S145 | | S481 | | <ul style="list-style-type: none">• End point: 3 m from the end• Continuous field: optional | |
| S37-V | S151 | Wall bracket: 1xS480 or 2xS445M | | | | | |
| S38-V, S39-V, S39W-V | S152 | Wall bracket: 1xS480 or 2xS445M | | | | | |

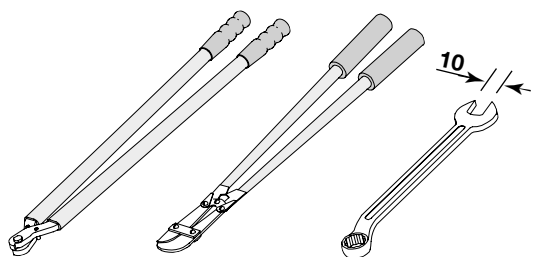
Component disposition

| Trays | Splices | Crosses, tees and bends | | Hangers |
|---|--|---|--|--|
| <div>S235</div> <div></div> | <div></div> <div>2 x S44 4 x S87 2 x S90 1 x S91</div> | <div></div> <div>5 x S42 5 x S43 5 x S90</div> | <div></div> <div>8 x S42 8 x S43 8 x S90 6 x S16</div> <div></div> <div>4 x S42 4 x S43 4 x S90</div> | <div></div> <div>S271 S275 S256</div> |
| <div>S236</div> <div></div> | <div></div> <div>2 x S44 6 x S87 2 x S90 2 x S91</div> | <div></div> <div>5 x S42 5 x S43 5 x S90</div> | <div></div> <div>8 x S42 8 x S43 8 x S90 6 x S16</div> <div></div> <div>8 x S42 8 x S43 8 x S90</div> | <div></div> <div>S271 S276 S256</div> |
| <div>S237</div> <div></div> | <div></div> <div>2 x S44 8 x S87 2 x S90 3 x S91</div> | <div></div> <div>5 x S42 5 x S43 5 x S90</div> | <div></div> <div>8 x S42 8 x S43 8 x S90 6 x S16</div> <div></div> <div>12 x S42 12 x S43 12 x S90</div> | <div></div> <div>S271 S277 S257</div> |
| <div>S238</div> <div></div> | <div></div> <div>2 x S44 10 x S87 2 x S90 4 x S91</div> | <div></div> <div>5 x S42 5 x S43 5 x S90</div> | <div></div> <div>8 x S42 8 x S43 8 x S90 10 x S16</div> <div></div> <div>16 x S42 16 x S43 16 x S90</div> | <div></div> <div>S271 S278 S258</div> |
| <div>S239</div> <div></div> | <div></div> <div>2 x S44 10 x S87 2 x S90 4 x S91</div> | <div></div> <div>5 x S42 5 x S43 5 x S90</div> | <div></div> <div>8 x S42 8 x S43 8 x S90 18 x S16</div> <div></div> <div>18 x S42 18 x S43 18 x S90</div> | <div></div> <div>S271 S279 S259</div> |
| <div>S240</div> <div></div> | <div></div> <div>2 x S44 10 x S87 2 x S90 4 x S91</div> | <div></div> <div>5 x S42 5 x S43 5 x S90</div> | <div></div> <div>8 x S42 8 x S43 8 x S90 6 x S16 12 x S17</div> <div></div> <div>22 x S42 22 x S43 22 x S90</div> | <div></div> <div>S271 S280 S260</div> |

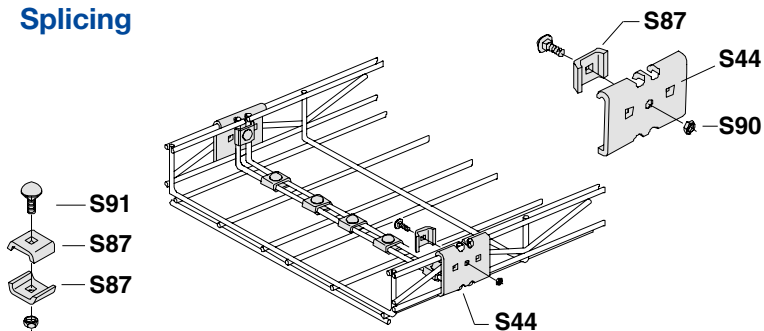
| Trays | Splices | Crosses, tees and bends | Hangers |
|--|---|--|---|
| S428  |  <p>1 x S151: 3 x S42 1 x S43 2 x S44 3 x S90</p> |  <p>5 x S42 5 x S43 5 x S90</p>  <p>8 x S42 8 x S43 8 x S90 6 x S16</p>  <p>4 x S42 4 x S43 4 x S90</p> |  <p>S271 S275</p>  <p>S256</p> |
| S436  |  <p>1 x S151: 3 x S42 1 x S43 2 x S44 3 x S90</p> |  <p>5 x S42 5 x S43 5 x S90</p>  <p>8 x S42 8 x S43 8 x S90 6 x S16</p>  <p>8 x S42 8 x S43 8 x S90</p> |  <p>S271 S276</p>  <p>S256</p> |
| S437  |  <p>1 x S152: 4 x S42 2 x S43 2 x S44 4 x S90</p> |  <p>5 x S42 5 x S43 5 x S90</p>  <p>8 x S42 8 x S43 8 x S90 6 x S16</p>  <p>12 x S42 12 x S43 12 x S90</p> |  <p>S271 S277</p>  <p>S257</p> |
| S438  |  <p>1 x S152: 4 x S42 2 x S43 2 x S44 4 x S90</p> |  <p>5 x S42 5 x S43 5 x S90</p>  <p>8 x S42 8 x S43 8 x S90 10 x S16</p>  <p>16 x S42 16 x S43 16 x S90</p> |  <p>S271 S278</p>  <p>S258</p> |
| S439  |  <p>1 x S152: 4 x S42 2 x S43 2 x S44 4 x S90</p> |  <p>5 x S42 5 x S43 5 x S90</p>  <p>8 x S42 8 x S43 8 x S90 10 x S16</p>  <p>20 x S42 20 x S43 20 x S90</p> |  <p>S271 S279</p>  <p>S259</p> |
| S440  |  <p>1 x S152: 4 x S42 2 x S43 2 x S44 4 x S90</p> |  <p>5 x S42 5 x S43 5 x S90</p>  <p>8 x S42 8 x S43 8 x S90 10 x S16</p>  <p>24 x S42 24 x S43 24 x S90</p> |  <p>S271 S280</p>  <p>S260</p> |

Installation Guide

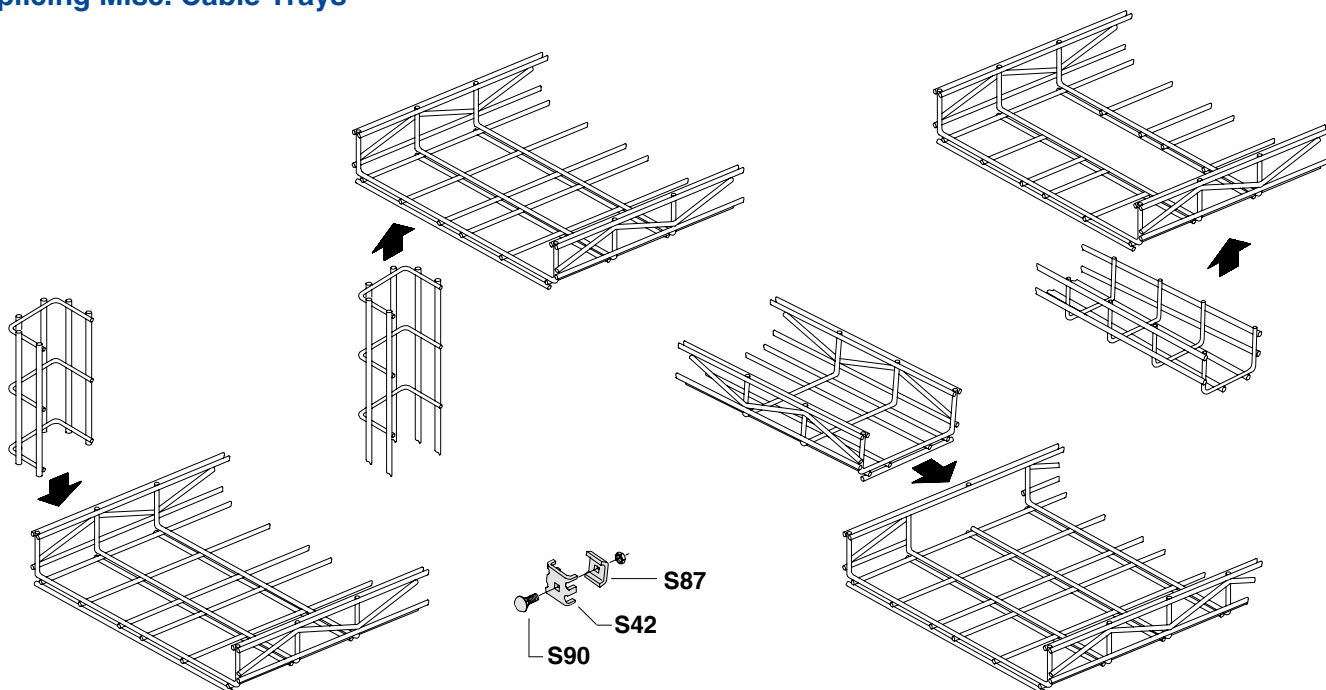
Tools



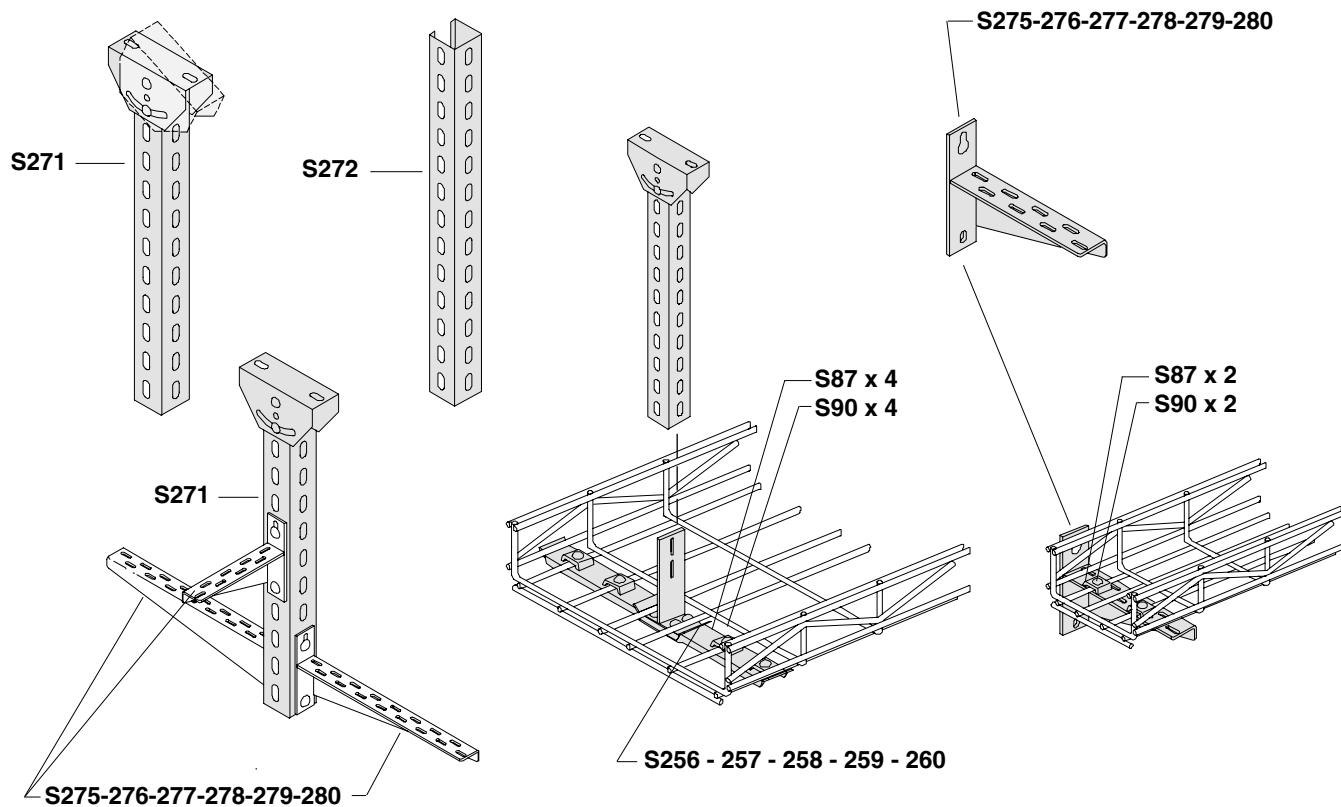
Splicing



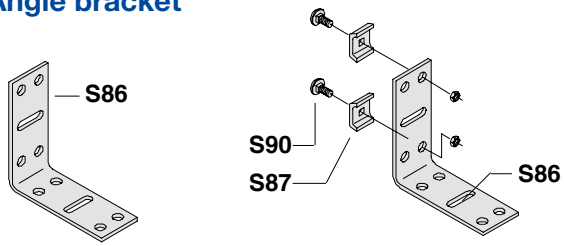
Splicing Misc. Cable Trays



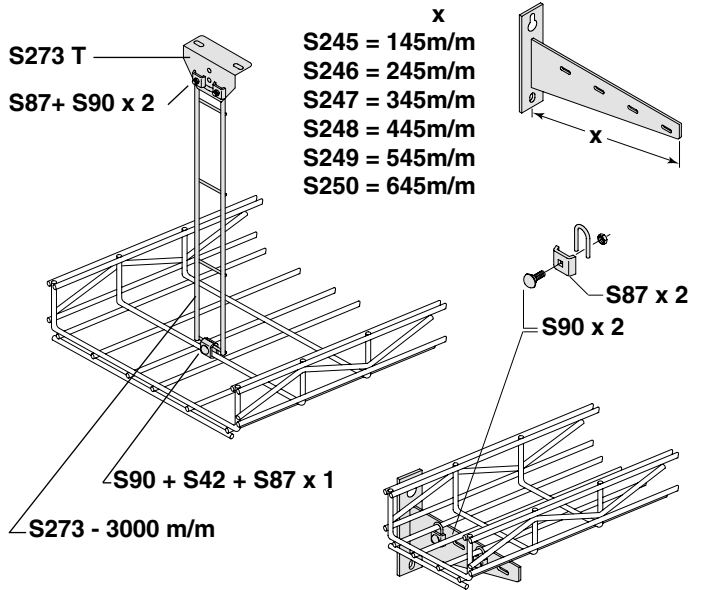
Wall and Ceiling Hangers



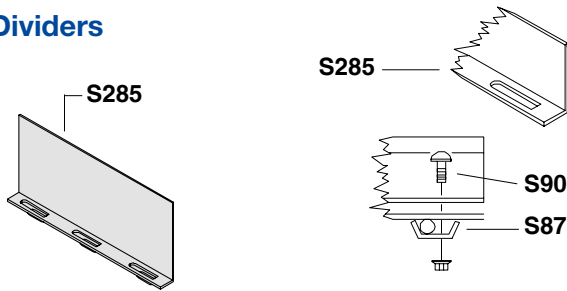
Angle bracket



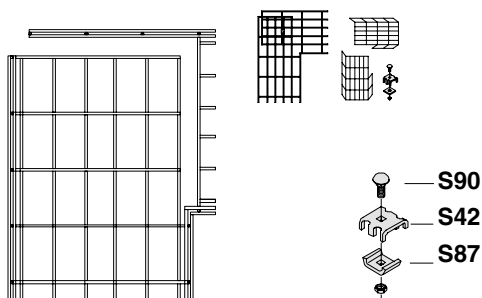
Sanitary Hanger and Shelf Bracket



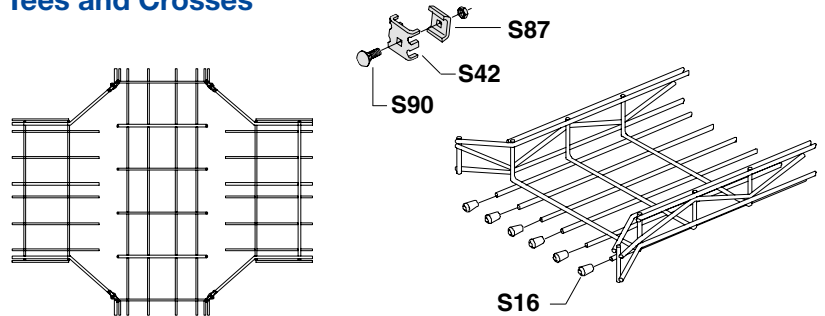
Dividers



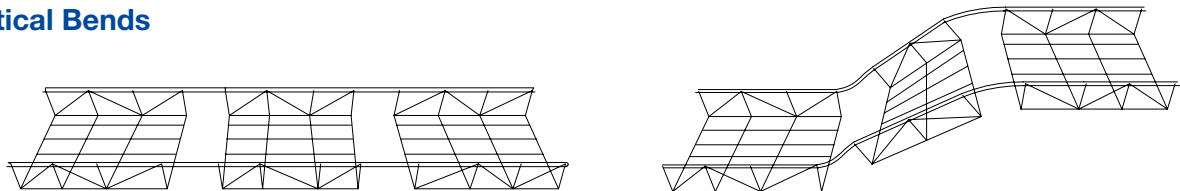
Elbows



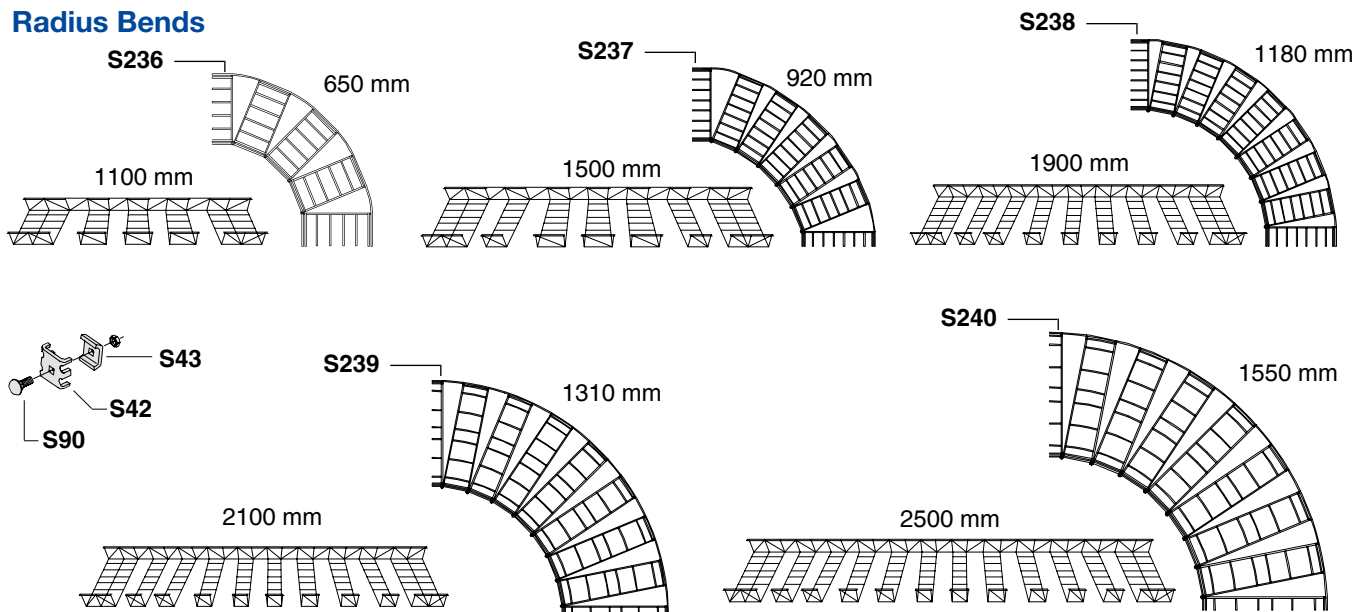
Tees and Crosses



Vertical Bends


















Radius Bends







SILTEC has a Cable Tray for Every Need

Standard - open trays

| | | |
|-------------|---|---|
| S25 |  | 25 x 25 x 3000 mm - ø4 mm 316 St. Steel 570598 620105 6 304 St. Steel 570598 720105 5 Hot dip galv. 570598 520105 7 El. pl. Zinc 570598 320105 9 |
| S26 |  | 50 x 50 x 3000 mm - ø4 mm 316 St. Steel 570598 620106 3 304 St. Steel 570598 720106 2 Hot dip galv. 570598 520106 4 El. pl. Zinc 570598 320106 6 |
| S27 |  | 75 x 75 x 3000 mm - ø5 mm 316 St. Steel 570598 620107 0 Hot dip galv. 570598 520107 1 El. pl. Zinc 570598 320107 3 |
| S28 |  | 100 x 100 x 3000 mm - ø5 mm 316 St. Steel 570598 620108 7 |
| S30M |  | 35 x 40 x 3000 mm - ø4 mm 304 St. Steel 570598 720117 8 Hot dip galv. 570598 520117 0 El. pl. Zinc 570598 320117 2 |
| S30 |  | 45 x 60 x 3000 mm - ø4 mm 316 St. Steel 570598 620118 6 304 St. Steel 570598 720118 5 Hot dip galv. 570598 520118 7 El. pl. Zinc 570598 320118 9 |
| S30* |  | 45 x 60 x 3000 mm - *ø5 mm 316 St. Steel 570598 620119 3 304 St. Steel 570598 720119 2 Hot dip galv. 570598 520119 4 El. pl. Zinc 570598 320119 6 |
| S35 |  | 55 x 100 x 3000 mm - ø4 mm 304 St. Steel 570598 720120 8 Hot dip galv. 570598 520120 0 El. pl. Zinc 570598 320120 2 |
| S35* |  | 55 x 100 x 3000 mm - *ø5 mm 316 St. Steel 570598 640120 3 304 St. Steel 570598 740120 2 Hot dip galv. 570598 540120 4 El. pl. Zinc 570598 340120 6 |
| S35W |  | 55 x 150 x 3000 mm - ø5 mm 316 St. Steel 570598 620120 9 304 St. Steel 570598 720121 5 Hot dip galv. 570598 520121 7 El. pl. Zinc 570598 320121 9 |
| S36 |  | 55 x 200 x 3000 mm - ø5 mm 316 St. Steel 570598 640121 0 304 St. Steel 570598 740121 9 Hot dip galv. 570598 540121 1 El. pl. Zinc 570598 340121 3 |
| S37 |  | 55 x 300 x 3000 mm - ø5 mm 316 St. Steel 570598 640122 7 304 St. Steel 570598 740122 6 Hot dip galv. 570598 540122 8 El. pl. Zinc 570598 340122 0 |
| S38 |  | 55 x 400 x 3000 mm - ø5 mm 316 St. Steel 570598 640123 4 304 St. Steel 570598 740123 3 Hot dip galv. 570598 540123 5 El. pl. Zinc 570598 340123 7 |
| S39 |  | 55 x 500 x 3000 mm - ø5 mm 316 St. Steel 570598 640124 1 304 St. Steel 570598 740124 0 Hot dip galv. 570598 540124 2 |
| S39W |  | 55 x 600 x 3000 mm - ø5 mm 304 St. Steel 570598 740126 4 Hot dip galv. 570598 540126 6 |

Standard - open trays

| | | |
|---------------|--|--|
| S30M-X |  | 50 x 57 x 3000 mm - ø4 mm 304 St. Steel 570598 786175 4 |
| S30-X |  | 70 x 68 x 3000 mm - ø4 mm 304 St. Steel 570598 786180 8 |
| S35-X |  | 70 x 114 x 3000 mm - ø4 mm 304 St. Steel 570598 786181 5 |
| S36-X |  | 70 x 207 x 3000 mm - ø5 mm 304 St. Steel 570598 786185 3 |

COMPACT Trays

| | | |
|----------------|--|---|
| S115 |  | 9 x 23 x 3000 mm - ø3 mm 304 St. Steel 570598 720115 4 |
| S116 |  | 13 x 30 x 3000 mm - ø3 mm 304 St. Steel 570598 720116 1 |
| S116-CC |  | 8 x 24x 2800 mm - ø3 mm 316 St. Steel 570598 610105 9 |
| S125 |  | 30 x 50 x 3000 mm - ø4 mm 304 St. Steel 570598 790126 9 |
| S126 |  | 30 x 75 x 3000 mm - ø4 mm 304 St. Steel 570598 790127 6 |
| S127 |  | 30 x 100 x 3000 mm - ø4 mm 304 St. Steel 570598 790128 3 |
| S128 |  | 30 x 125 x 3000 mm - ø5 mm 304 St. Steel 570598 790129 0 |
| S129 |  | 30 x 150 x 3000 mm - ø5 mm 304 St. Steel 570598 790130 6 |
| S130 |  | 30 x 250 x 3000 mm - ø5 mm 304 St. Steel 570598 790131 3 |
| S131 |  | 30 x 350 x 3000 mm - ø5 mm 304 St. Steel 570598 790132 0 |
| S132 |  | 30 x 450 x 3000 mm - ø5 mm 304 St. Steel 570598 790133 7 |
| S133 |  | 30 x 450 x 3000 mm - ø5 mm Rustfri Aisi 304 570598 790133 7 |

Tray with lock

| | | |
|-------------|---|--|
| S20 |  | 25 x 25 x 3000 mm - ø4 mm 316 St. Steel 570598 610100 4 Hot dip galv. 570598 510100 5 El. pl. Zinc 570598 310100 7 |
| S20N |  | 25 x 25 x 3000 mm - ø4 mm 304 St. Steel 570598 710100 3 |
| S21 |  | 50 x 50 x 3000 mm - ø4 mm 316 St. Steel 570598 610101 1 Hot dip galv. 570598 510101 2 El. pl. Zinc 570598 310101 4 |
| S21N |  | 50 x 50 x 3000 mm - ø4 mm 304 St. Steel 570598 710101 0 |
| S22 |  | 75 x 75 x 3000 mm - ø4 mm 316 St. Steel 570598 610102 8 Hot dip galv. 570598 510102 9 El. pl. Zinc 570598 310102 1 |
| S22N |  | 75 x 75 x 3000 mm - ø4 mm 304 St. Steel 570598 710102 7 |
| S121 |  | 25 x 50 x 3000 mm - ø4 mm 304 St. Steel 570598 710121 8 |
| S123 |  | 25 x 100 x 3000 mm - ø4 mm 304 St. Steel 570598 710123 2 |
| | | |
| K25 |  | 25 x 25 x 3000 mm - ø4 mm 304 St. Steel 570598 789104 1 |
| K40 |  | 40 x 40 x 3000 mm - ø4 mm 304 St. Steel 570598 789102 7 |
| K90 |  | 40 x 90 x 3000 mm - ø4 mm 304 St. Steel 570598 789106 5 |
| K26 |  | 25 x 25 x 3000 mm - ø4 mm 304 St. Steel 570598 789105 8 With Welded-On Cover |
| K41 |  | 40 x 40 x 3000 mm - ø4 mm 304 St. Steel 570598 789103 4 With Welded-On Cover |
| K91 |  | 40 x 90 x 3000 mm - ø4 mm 304 St. Steel 570598 789107 2 With Welded-On Cover |
| | | |
| | | |

Cable trays - for ONE cable

| | | |
|-------------|--|---|
| S320 |  | 5 x 5 x 3000 mm 316 St. Steel 570598 699320 3 |
| S321 |  | 5 x 5 x 3000 mm 316 St. Steel 570598 699321 0 |
| S322 |  | 8 x 8 x 3000 mm 316 St. Steel 570598 699322 7 |
| S323 |  | 10 x 10 x 3000 mm 316 St. Steel 570598 699323 4 |
| S324 |  | 12 x 12 x 3000 mm 316 St. Steel 570598 699324 1 |
| S325 |  | 16 x 16 x 3000 mm 316 St. Steel 570598 699325 8 |
| S327 |  | 27 x 27 x 3000 mm 316 St. Steel 570598 699327 2 |

Cable Trays for one layer of cables

| | | |
|-------------|--|--|
| S520 |  | 8 x 74 x 3000 mm 304 St. Steel 570598 720520 6 |
| S521 |  | 12 x 74 x 3000 mm 304 St. Steel 570598 720521 3 |
| S522 |  | 8 x 114 x 3000 mm 304 St. Steel 570598 720522 0 |
| S523 |  | 12 x 114 x 3000 mm 304 St. Steel 570598 720523 7 |
| S524 |  | 7 x 114 x 3000 mm 304 St. Steel 570598 720524 4 |
| S820 |  | 10 x 82 x 3000 mm 304 St. Steel 570598 720820 7 |
| S822 |  | 17 x 90 x 3000 mm 304 St. Steel 570598 720822 1 |
| S830 |  | 10 x 120 x 3000 mm 304 St. Steel 570598 720830 6 |
| S832 |  | 17 x 124 x 3000 mm 304 St. Steel 570598 720832 0 |



CABLE HYGIENIC

FUNDER DALGÅRDSVEJ 2-6 . DK-8600 SILKEBORG

TLF: +45 86 85 18 00

www.siltec.dk / siltec@siltec.dk



SILTEC Distributeur Nederland:

CC Nederland B.V.
Facetlaan 4
2665 NR BLEISWIJK

Telefoon: 079 82 000 20
E-mail: info@ccned.nl
Internet: www.ccned.nl