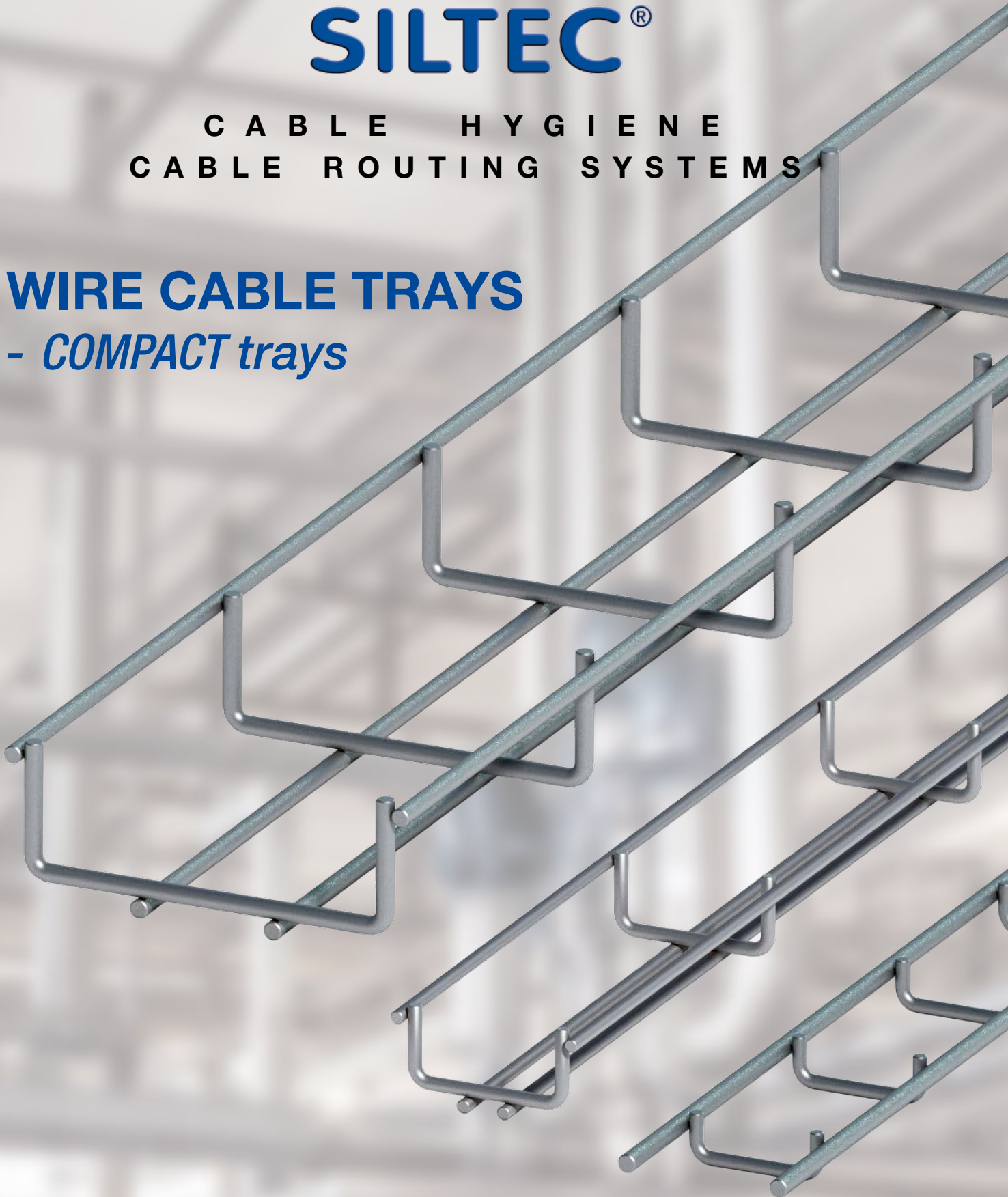





C A B L E   H Y G I E N E  
C A B L E   R O U T I N G   S Y S T E M S

## **WIRE CABLE TRAYS**

- *COMPACT trays*



# **PRODUCT INFORMATION**



## Table of Contents

Cable trays - <i>COMPACT</i> - S115 - S133 .....	Pgs	4 - 5
Magnetic wire clamps .....	Pgs	6
Assembly guidelines .....	Pgs	7



## SILTEC CABLE ROUTING SYSTEM

SILTEC cable routing system has been developed with optimal function in mind and with emphasis on simplicity and accessibility for the purposes of thorough cleaning and heat dissipation.

SILTEC cable routing system is made up of durable components of steel of highest quality, resistive to corrosion and with excellent chemical resistance.

SILTEC cable routing system is suitable for:

- The Food industry
- The Chemical industry
- Machine builders
- Office and computer environments
- Electrical installations in general

Cable trays are delivered in lengths of 3 meters. Width varies from 25 mm to 600 mm, and height from 25 mm to 125 mm.

Cable trays with custom measurements are made upon request.

All cable trays are made of round material which is gentle on cables, tubing, installers and maintenance personnel.

SILTEC cable trays are produced in

- Stainless steel (Aisi 316 and 304)
- Hot-dip galvanized material
- Electro-galvanized material

SILTEC cable routing system solves issues with the transport of energy in cables – simple, effective and environmentally correct.

## SILTEC CABLE ROUTING SYSTEM

- Comes with the following wire cable tray types



Open standard cable trays



Locking cable trays



Open compact trays



Heavy duty cable trays



Cable trays f. one layer cable



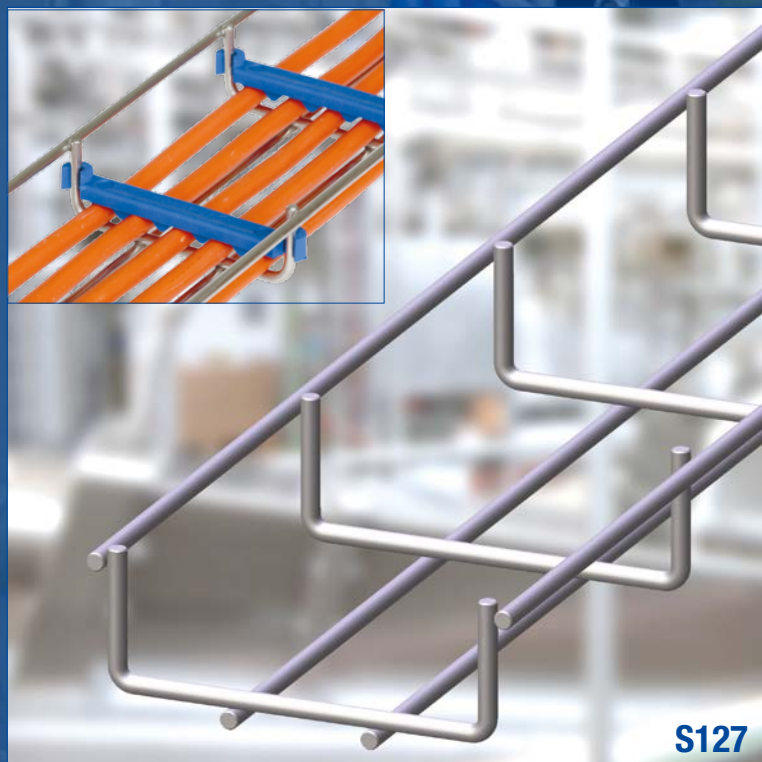
Cable trays for one cable

In addition, we offer a large number of specialty trays and a comprehensive program of assembly parts, mounts and accessories.

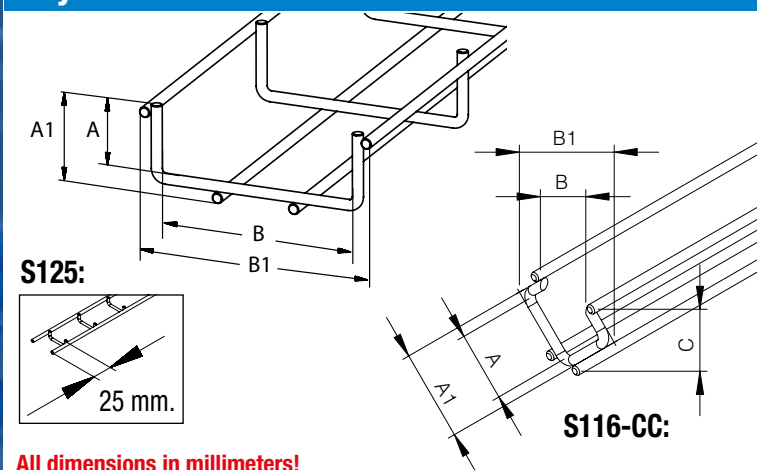
# Siltec - COMPACT trays

## Tray Overview

<b>S115</b>		9 x 23 x 3000 mm - ø3 mm 304 St. Steel 570598 720115 4
<b>S116</b>		13 x 30 x 3000 mm - ø3 mm 304 St. Steel 570598 720116 1
<b>S116-CC</b>		20 x 20 x 2000 mm - ø4 mm 304 St. Steel 570598 20114 6
<b>S125</b>		8 x 24 x 2800 mm - ø3 mm 316 St. Steel 570598 610105 9
<b>S126</b>		30 x 50 x 3000 mm - ø4 mm 304 St. Steel 570598 790126 9
<b>S127</b>		30 x 75 x 3000 mm - ø4 mm 304 St. Steel 570598 790127 6
<b>S128</b>		30 x 100 x 3000 mm - ø4 mm 304 St. Steel 570598 790128 3
<b>S129</b>		30 x 125 x 3000 mm - ø5 mm 304 St. Steel 570598 790129 0
<b>S130</b>		30 x 150 x 3000 mm - ø5 mm 304 St. Steel 570598 790130 6
<b>S131</b>		30 x 250 x 3000 mm - ø5 mm 304 St. Steel 570598 790131 3
<b>S132</b>		30 x 350 x 3000 mm - ø5 mm 304 St. Steel 570598 790132 0
<b>S133</b>		30 x 450 x 3000 mm - ø5 mm 304 St. Steel 570598 790133 7





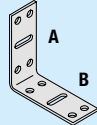
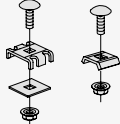

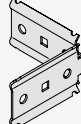


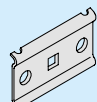
## Tray Dimensions






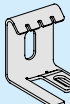



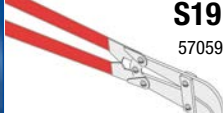



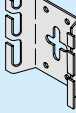
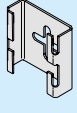




All dimensions in millimeters!

	S115	S116	S116-CC	S125	S126	S127	S128	S129	S130	S131	S132	S133
<b>A:</b>	8	15	20	8	26	26	26	26	27	27	27	27
<b>A1:</b>	14	21	26	11	34	34	34	36	36	36	36	36
<b>B:</b>	25	30	18,4	24	50	75	100	125	150	250	350	450
<b>B1:</b>	37	42	32,6	38	64	91	116	145	170	270	370	470
<b>C:</b>	37	42	27,5	38	64	91	116	145	170	270	370	470




## Splice Parts

 <p><b>S90 Bolt Kit</b> 316 St. Steel 570598 685596 9 Hot dip galv. 570598 585596 0 El. pl. Zinc 570598 385596 2</p>	 <p><b>S87 Splice Bracket</b> 316 St. Steel 570598 680596 4 Hot dip galv. 570598 580596 5 El. pl. Zinc 570598 380596 7</p>	 <p><b>S86 Angle Bracket</b> A: 90 B: 90 mm 316 St. Steel 570598 680595 7 Hot dip galv. 570598 580595 8</p>
 <p>1 x S42 1 x S43 2 x S87 3 x S90</p>	 <p><b>S40B Splice Plate</b> 316 St. Steel 570598 650512 3 Hot dip galv. 570598 550512 4 Elforzinket 570598 350512 6</p>	 <p><b>S186 Angle Bracket</b> 316 St. Steel 570598 680186 7</p>
 <p><b>S42 Splice Bracket</b> 316 St. Steel 570598 650508 6 Hot dip galv. 570598 550508 7 El. pl. Zinc 570598 350508 9</p>	 <p><b>S43 Splice Washer</b> 316 St. Steel 570598 650509 3 Hot dip galv. 570598 550509 4 El. pl. Zinc 570598 350509 6</p>	 <p><b>S41B Splice Plate</b> 316 St. Steel 570598 650513 0 304 St. Steel 570598 750513 7 Hot dip galv. 570598 550513 1 El. pl. Zinc 570598 350513 3</p>

## Mounts

 <b>S14 Mount</b> Polypropylene 570598 199610 0	 <b>S14M Mount</b> Polypropylene 570598 199611 7	 <b>S330 Mount</b> Polypropylene 570598 699330 2	 <b>S147 Mounting Bracket</b> 304 St. Steel 570598 750532 0
 <b>S14BD Mount, detectable</b> Polypropylene ø4 mm 570598 199630 8	 <b>S330BD Mount, detectable</b> Polypropylene ø5mm 570598 199632 2	 <b>S14MBD Mount, detectable</b> Polypropylene ø4mm 570598 199631 5	
 <b>S19 Bolt Cutter</b> 570598 210002 5	 <b>S119 Bolt Cutter</b> 570598 210003 2	 <b>S15 Plastic Cap</b> ø 4 mm - black Polypropylene 570598 199621 6	 <b>S16 Plastic Cap</b> ø5 mm - black Polypropylene 570598 199622 3
 <b>S45 Mounting Bracket</b> 316 St. Steel Hot dip galv. 570598 655530 2 570598 555530 3	 <b>S45M Mounting Bracket</b> 316 St. Steel Hot dip galv. 570598 655531 9 570598 555531 0	 <b>S65 Angle Bracket</b> A: 145 mm 316 St. Steel Hot dip galv. El. pl. Zinc 570598 665560 6 570598 565560 7 570598 365560 9	
 <b>S66 Angle Bracket</b> A: 245 mm 316 St. Steel Hot dip galv. El. pl. Zinc 570598 665561 3 570598 565561 4 570598 365561 6	 <b>S67 Angle Bracket</b> A: 345 mm 316 St. Steel Hot dip galv. El. pl. Zinc 570598 665562 0 570598 565562 1 570598 365562 3	 <b>S68 Angle Bracket</b> A: 450 mm 316 St. Steel Hot dip galv. El. pl. Zinc 570598 665563 7 570598 565563 8 570598 365563 0	

## Disposition

Horizontal A:  Horizontal B:  Horizontal C:  Vertical D: 

	S115	S116	S116-CC	S125	S126	S127	S128	S129	S130	S131	S132	S133
<b>Splice Parts</b>												
S90	•	•	•	•	•	•	•	•	•	•	•	•
S87	•	•	•	•	•	•	•	•	•	•	•	•
S40B				•	•	•						
S42	•	•	•	•	•	•	•	•	•	•	•	•
S43	•	•	•	•	•	•	•	•	•	•	•	•
S41B					•	•	•	•	•	•	•	•
<b>Mount</b>												
S45					B,C,D	B,C,D	B,C,D	B,D	B,D	B,D	B,D	B,D
S45M					B,C,D	B,C,D						
S14						B,D	B,D					
S14M				B,D	B,D							
S15				•	•	•	•					
S16								•	•	•	•	•
S330								B,D	B,D	B,D	B,D	B,D
S145M					B	B						
S145							B	B	B			
S147					A	A	A	A	A			
S180										B	B	
S181												B
S65	•	•	•	•	•	•	•					
S66								•	•			
S67										•	•	
S68												•
S331	•	•	•									



# Magnetic wire clamps

Our magnetic wire clamps are detectable both with x-ray and metal detection in case parts larger than 1 mm. may have come into the product, depending on the equipment used for detection and how close this equipment can get to the product.

Our magnetic wire clamps are 100% chemical resistant.

The diagram shows which cable trays and cable dimensions (Ø) each clamp will fit.

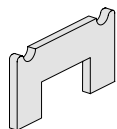


Wire clamps	Cable Trays			
	S126	S127	S128	S129
S01BD-S126	ø5 - ø8			
S02BD-S126	ø9 - ø13			
S04BD-S127		ø5 - ø8		
S05BD-S127		ø9 - ø13		
S07BD-S128			ø5 - ø8	
S08BD-S128			ø9 - ø13	
S010BD-S129				ø5 - ø8
S011BD-S129				ø9 - ø13

## Wire clamps - Polypropylene

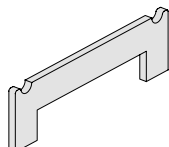
S01BD	570598 199560 8	S04BD	570598 199543 1	S07BD	570598 199565 3	S010BD	570598 199568 4
S02BD	570598 199561 5	S05BD	570598 199544 8	S08BD	570598 199566 0	S011BD	570598 199569 1

## Weld Bracket



**S140**

316 St. Steel  
570598 650140 8

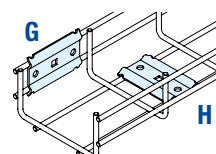
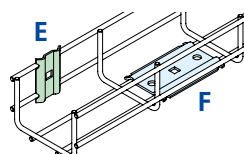
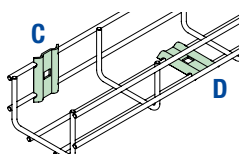
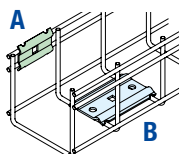
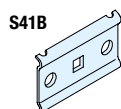
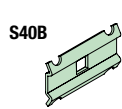


**S141**

316 St. Steel  
570598 650141 5

Disposition		S126	S127	S128	S129	S130	S131	S132	S133				
	S141	•	•										
	S142			•	•	•	•	•	•				

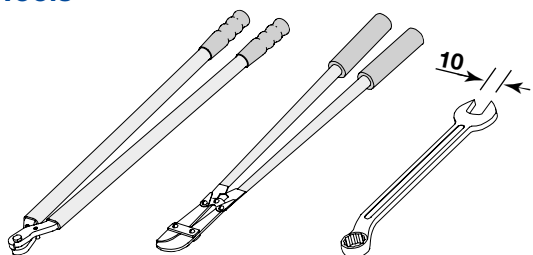
## Splice Plates S40B & S41B Applications



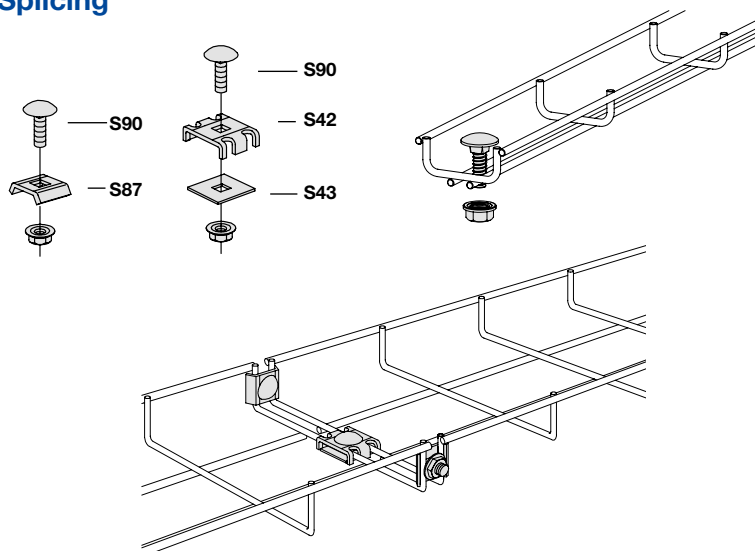
	S115	S116	S125	S126	S127	S128	S129	S130	S131	S132	S133
S40B	-	-	F	D	D	-	-	-	-	-	-
S41B	-	-	-	F	F	H	H	H	H	H	H

# Installation Guide

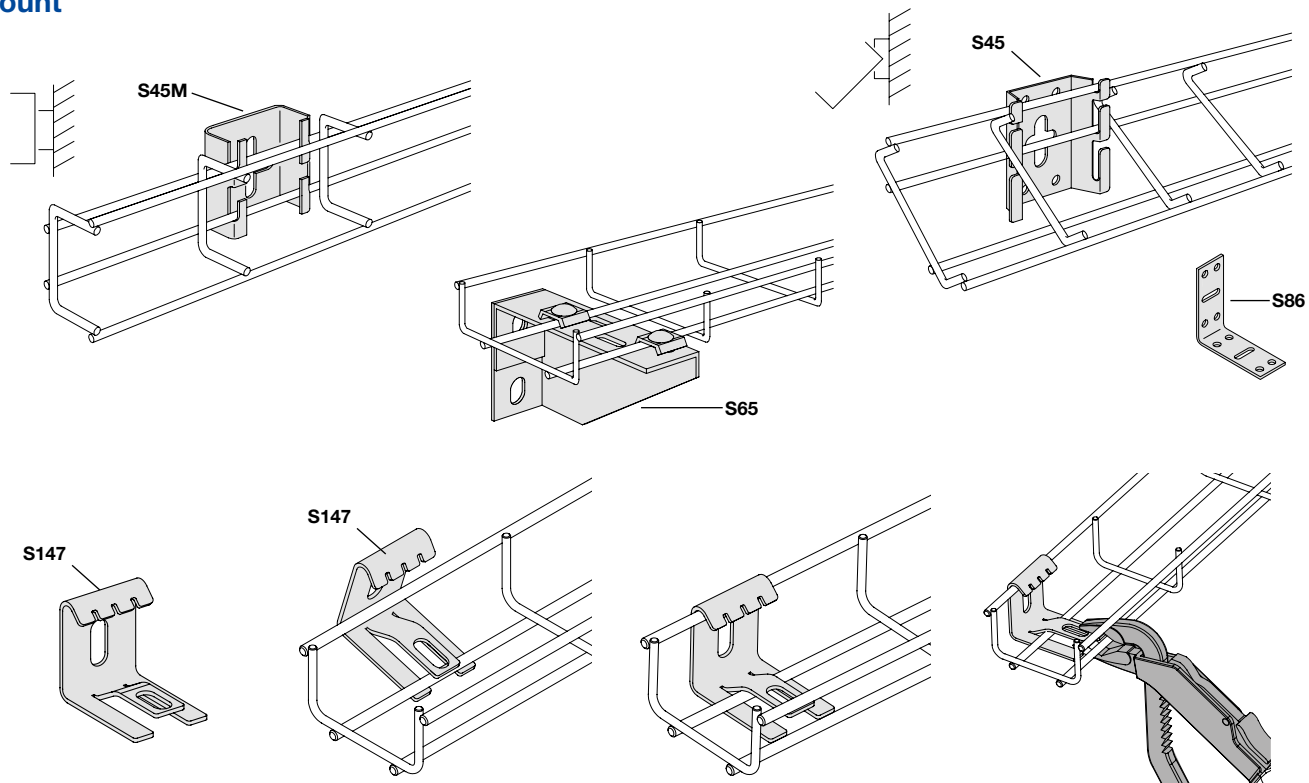
## Tools



## Splicing

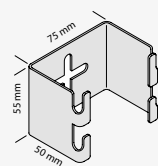
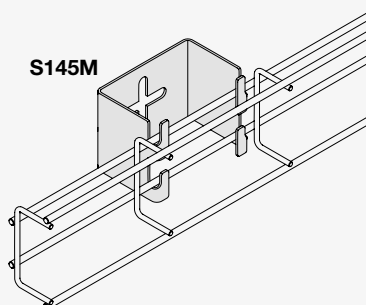


## Mount

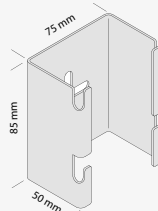


## Wall Mounts with Wide Wall Clearance

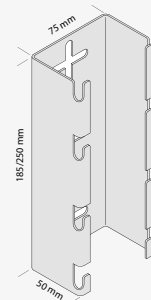
Used with Trays S126 - S133



**S145M**  
304 St. Steel  
Wall Mount  
570598 755531 8



**S145**  
304 St. Steel  
Hot dip galv.  
Wall Mount  
570598 755530 1  
570598 555532 7



**S180**  
304 St. Steel  
Wall Mount  
570598 765180 5

**S181**  
304 St. Steel

Wall Mount  
570598 765181 2



**CABLE HYGIENIC**

FUNDER DALGÅRDSVEJ 2-6 . DK-8600 SILKEBORG

TLF: +45 86 85 18 00

[www.siltec.dk](http://www.siltec.dk) / [siltec@siltec.dk](mailto:siltec@siltec.dk)



SILTEC Distributeur Nederland:

CC Nederland B.V.  
Facetlaan 4  
2665 NR BLEISWIJK

Telefoon: 079 82 000 20  
E-mail: [info@ccned.nl](mailto:info@ccned.nl)  
Internet: [www.ccned.nl](http://www.ccned.nl)