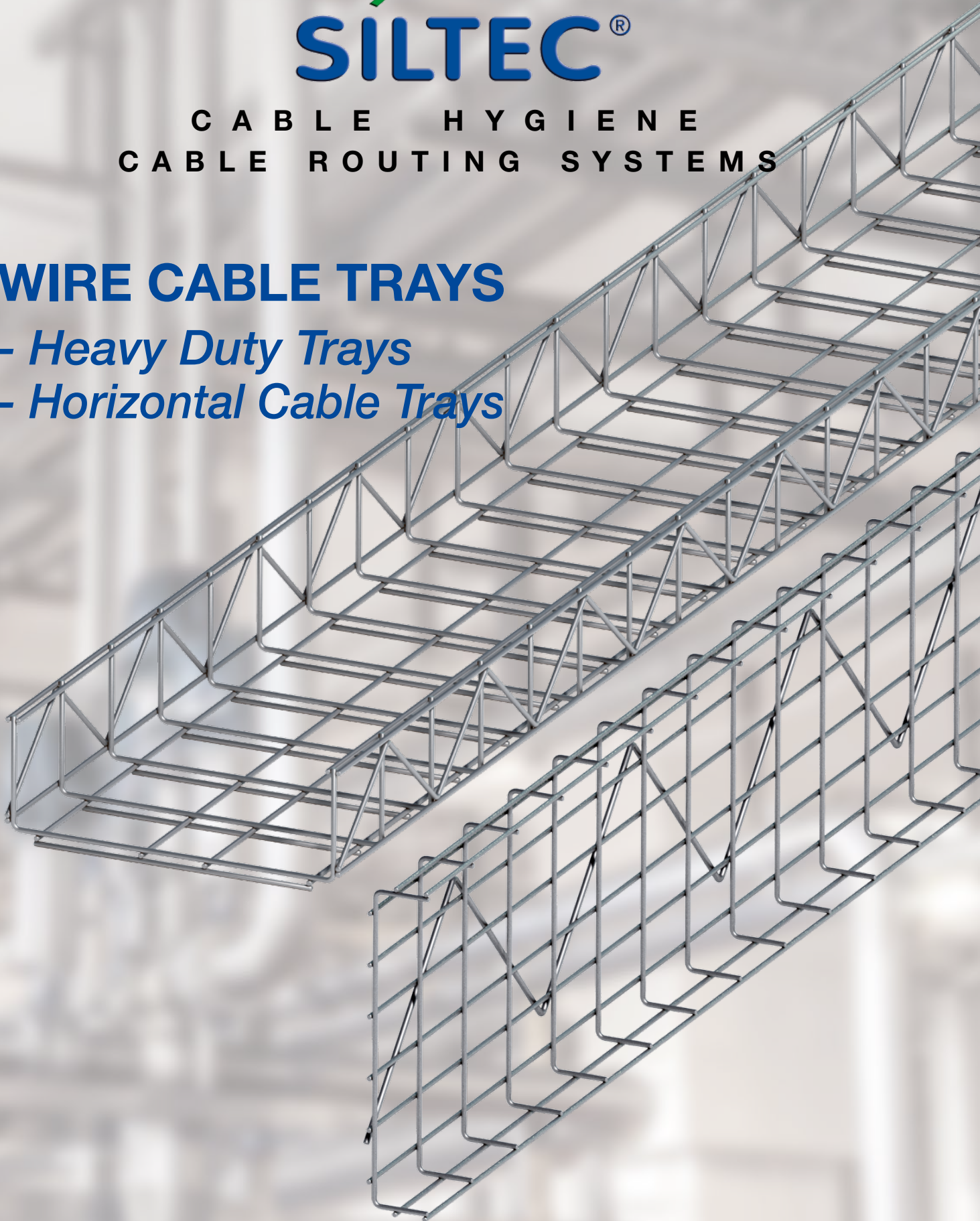




C A B L E H Y G I E N E
C A B L E R O U T I N G S Y S T E M S

WIRE CABLE TRAYS

- *Heavy Duty Trays*
- *Horizontal Cable Trays*



PRODUCT INFORMATION




Table of Contents

Heavy Duty cable trays S235 - S240	Pgs	4 - 5
Heavy Duty cable trays S428 - S438	Pgs	6 - 7
Horizontal cable trays S36-V - S39W-V	Pgs	8 - 9
Component disposition, splices, bends, crosses and tees	Pgs	10 - 11
Assembly guidelines	Pgs	12 - 13
Assortment overview	Pgs	14 - 15



SILTEC CABLE ROUTING SYSTEM

SILTEC cable routing system has been developed with optimal function in mind and with emphasis on simplicity and accessibility for the purposes of thorough cleaning and heat dissipation.

SILTEC cable routing system is made up of durable components of steel of highest quality, resistive to corrosion and with excellent chemical resistance.

SILTEC cable routing system is suitable for:

- The Food industry
- The Chemical industry
- Machine builders
- Office and computer environments
- Electrical installations in general

Cable trays are delivered in lengths of 3 meters. Width varies from 25 mm to 600 mm, and height from 25 mm to 125 mm. Cable trays with custom measurements are made upon request.

All cable trays are made of round material which is gentle on cables, tubing, installers and maintenance personnel.

SILTEC cable trays are produced in

- Stainless steel (Aisi 316 and 304)
- Hot-dip galvanized material
- Electro-galvanized material

SILTEC cable routing system solves issues with the transport of energy in cables – simple, effective and environmentally correct.

SILTEC CABLE ROUTING SYSTEM

- Comes with the following wire cable tray types



Open standard cable trays



Locking cable trays



Open compact trays



Heavy duty cable trays



Cable trays f. one layer cable



Cable trays for one cable

In addition, we offer a large number of specialty trays and a comprehensive program of assembly parts, mounts and accessories.

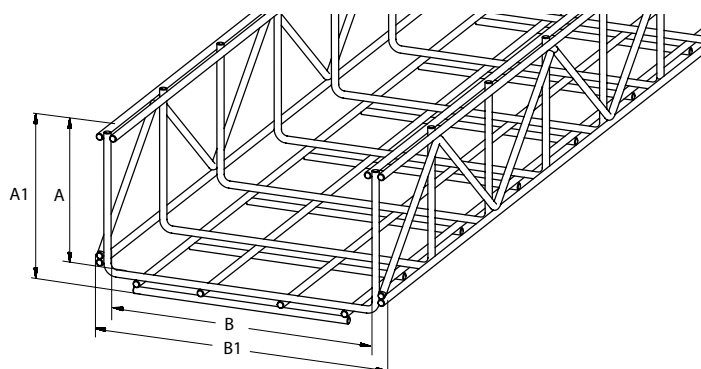
Siltec Heavy Duty Cable Trays

Tray Overview

S235		100 x 100 x 3000 mm - ø5 mm 316 St. Steel 570598 688235 4 Hot dip galv. 570598 588235 5
S236		100 x 200 x 3000 mm - ø5 mm 316 St. Steel 570598 688236 1 Hot dip galv. 570598 588236 2
S237		100 x 300 x 3000 mm - ø5 mm 316 St. Steel 570598 688237 8 Hot dip galv. 570598 588237 9
S238		100 x 400 x 3000 mm - ø5 mm 316 St. Steel 570598 688238 5 Hot dip galv. 570598 588238 6
S239		100 x 500 x 3000 mm - ø5 mm 316 St. Steel 570598 688239 2 Hot dip galv. 570598 588239 3
S240		100 x 600 x 3000 mm - ø5 mm 316 St. Steel 570598 688240 8 Hot dip galv. 570598 588240 9






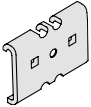
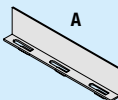

Tray Dimensions









All dimensions in millimeters!

	S235	S236	S237	S238	S239	S240				
A:	100	100	100	100	100	100				
A1:	110	115	115	115	115	115				
B:	100	200	300	400	500	600				
B1:	120	220	320	420	520	620				

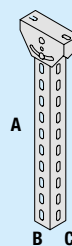
Splice Parts

 <p>S42 Splice Bracket 316 St. Steel 570598 650508 6 Hot dip galv. 570598 550508 7 El. pl. Zinc 570598 350508 9</p>	 <p>S87 Splice Bracket R316 St. Steel 570598 680596 4 Hot dip galv. 570598 580596 5 El. pl. Zinc 570598 380596 7</p>
 <p>S91 Bolt Kit 316 St. Steel 570598 685597 6 Hot dip galv. 570598 585597 7</p>	 <p>S44 Splice Plate 316 St. Steel 570598 650510 9 Hot dip galv. 570598 550510 0 El. pl. Zinc 570598 350510 2</p>
 <p>S285 Divider A: 2000 mm 316 St. Steel 570598 688285 9 Hot dip galv. 570598 588285 0</p>	 <p>S16 Plastic Caps ø5 mm - black Polypropylene 570598 199622 3</p>

Splice Parts

	S235	S236	S237	S238	S239	S240	
 S91  S87  S87	1 x	2 x	3 x	3 x	4 x	4 x	
 S90  S87  S44	2 x	2 x	2 x	2 x	2 x	2 x	

Ceiling Mounts



S271 Ceiling Hanger


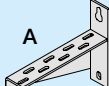
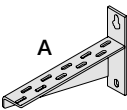
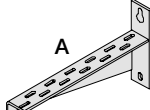
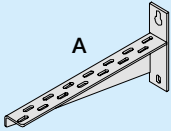
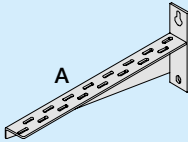
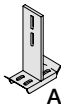
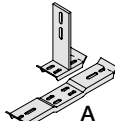
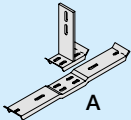
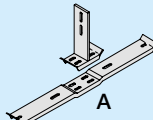
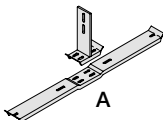
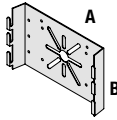
A:	500 mm
B:	63 mm
C:	63 mm
316 St. Steel	570598 688271 2
Hot dip galv.	570598 588271 3



S272 Clg Hanger Extension

A:	1000 mm
B:	56 mm
C:	56 mm
316 St. Steel	570598 688272 9
Hot dip galv.	570598 588272 0

Shelf Brackets / Mounts


 <p>S275 Shelf Bracket A: 145 mm 316 St. Steel 570598 688275 0 Hot dip galv. 570598 588275 1</p>	 <p>S276 Shelf Bracket A: 245mm 316 St. Steel 570598 688276 7 Hot dip galv. 570598 588276 8</p>
 <p>S277 Shelf Bracket A: 345 mm 316 St. Steel 570598 688277 4 Hot dip galv. 570598 588277 5</p>	 <p>S278 Shelf Bracket A: 445 mm 316 St. Steel 570598 688278 1 Hot dip galv. 570598 588278 2</p>
 <p>S279 Shelf Bracket A: 545 mm 316 St. Steel 570598 688279 8 Hot dip galv. 570598 588279 9</p>	 <p>S280 Shelf Bracket A: 645 mm 316 St. Steel 570598 688280 4 Hot dip galv. 570598 588280 5</p>
 <p>S256 Center Mount A: 100 mm 316 St. Steel 570598 688256 9 Hot dip galv. 570598 588256 0</p>	 <p>S257 Center Mount A: 270 mm 316 St. Steel 570598 688257 6 Hot dip galv. 570598 588257 7</p>
 <p>S258 Center Mount A: 370 mm 316 St. Steel 570598 688258 3 Hot dip galv. 570598 588258 4</p>	 <p>S259 Center Mount A: 470 mm 316 St. Steel 570598 688259 0 Hot dip galv. 570598 588259 1</p>
 <p>S260 Center Mount A: 570 mm 316 St. Steel 570598 688260 6 Hot dip galv. 570598 588260 7</p>	 <p>S81 Mounting Brackets A: 200 B: 120 mm 316 St. Steel 570598 665592 7 Hot dip galv. 570598 565592 8</p>

Disposition	S235	S236	S237	S238	S239	S240				
Splice Parts										
S42	•	•	•	•	•	•				
S87	•	•	•	•	•	•				
S91	•	•	•	•	•	•				
S44	•	•	•	•	•	•				
S285	•	•	•	•	•	•				
S16	•	•	•	•	•	•				
Mount										
S271	•	•	•	•	•	•				
S272	•	•	•	•	•	•				
S275	•									
S276		•								
S277			•							
S278				•						
S279					•					
S280						•				
S256	•	•								
S257			•							
S258				•						
S259					•					
S260						•				
S81	•	•	•	•	•	•				

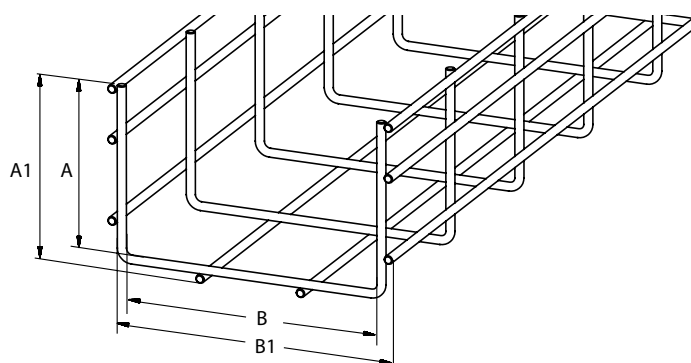
Siltec Heavy Duty Cable Trays

Tray Overview

S428		100 x 100 x 3000 mm - ø5 mm 304 St. Steel 570598 799428 5
S436		100 x 200 x 3000 mm - ø5 mm 304 St. Steel 570598 799436 0
S437		100 x 300 x 3000 mm - ø5 mm 304 St. Steel 570598 799437 7
S438		100 x 400 x 3000 mm - ø5 mm 304 St. Steel 570598 799438 4
S439		100 x 500 x 3000 mm - ø5 mm 304 St. Steel 570598 799439 1
S440		100 x 600 x 3000 mm - ø5 mm 304 St. Steel 570598 799440 7







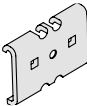
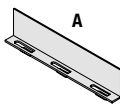
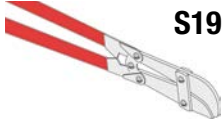

Tray Dimensions

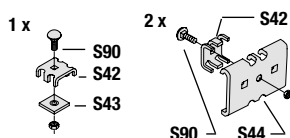


All dimensions in millimeters!

	S428	S436	S437	S438	S439	S440				
A:	100	100	100	100	100	100				
A1:	108	108	108	108	108	108				
B:	100	200	300	400	500	600				
B1:	118	218	318	418	518	618				

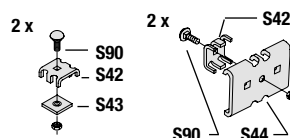
Splice Parts / Dividers

 <p>S42 Splice Bracket 316 St. Steel 570598 650508 6 Hot dip galv. 570598 550508 7 El. pl. Zinc 570598 350508 9</p>	 <p>S87 Splice Bracket 316 St. Steel 570598 680596 4 Hot dip galv. 570598 580596 5 El. pl. Zinc 570598 380596 7</p>	 <p>S16 Plastprop ø5 mm - black Polypropylene 570598 199622 3</p>
 <p>S90 Bolt Kit 316 St. Steel 570598 685596 9 Hot dip galv. 570598 585596 0 El. pl. Zinc 570598 385596 2</p>	 <p>S44 Splice Plate 316 St. Steel 570598 650510 9 Hot dip galv. 570598 550510 0 El. pl. Zinc 570598 350510 2</p>	 <p>S285 Divider A: 2000 mm 316 St. Steel 570598 688285 9 Hot dip galv. 570598 588285 0</p>
	 <p>S19 Bolt Cutter 570598 210002 5</p>	 <p>S119 Bolt Cutter 570598 210003 2</p>



S151 Splice Kit

316 St. Steel 570598 650151 4



S152 Splice Kit

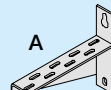
316 St. Steel 570598 650152 1

Shelf Brackets / Mounts / Hangers



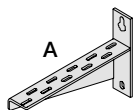
S275 Shelf Bracket

A: 145 mm
316 St. Steel 570598 688275 0
Hot dip galv. 570598 588275 1



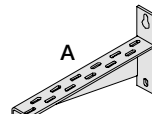
S276 Shelf Bracket

A: 245 mm
316 St. Steel 570598 688276 7
Hot dip galv. 570598 588276 8



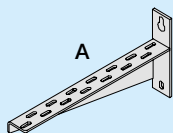
S277 Shelf Bracket

A: 345 mm
316 St. Steel 570598 688277 4
Hot dip galv. 570598 588277 5



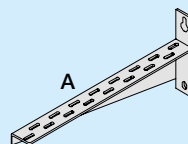
S278 Shelf Bracket

A: 445 mm
316 St. Steel 570598 688278 1
Hot dip galv. 570598 588278 2



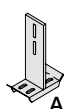
S279 Shelf Bracket

A: 545 mm
316 St. Steel 570598 688279 8
Hot dip galv. 570598 588279 9



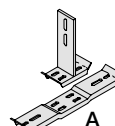
S280 Shelf Bracket

A: 645 mm
316 St. Steel 570598 688280 4
Hot dip galv. 570598 588280 5



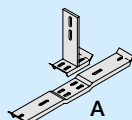
S256 Center Mount

A: 100 mm
316 St. Steel 570598 688256 9
Hot dip galv. 570598 588256 0



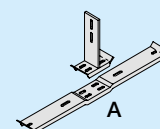
S257 Center Mount

A: 270 mm
316 St. Steel 570598 688257 6
Hot dip galv. 570598 588257 7



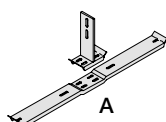
S258 Center Mount

A: 370 mm
316 St. Steel 570598 688258 3
Hot dip galv. 570598 588258 4



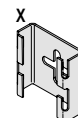
S259 Centerophæng

A: 470 mm
Rustfri Aisi 316 570598 688259 0
Galvaniseret 570598 588259 1



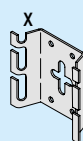
S260 Center Mount

A: 570 mm
316 St. Steel 570598 688260 6
Hot dip galv. 570598 588260 7



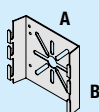
S45M Mounting Bracket

X: 20 mm
316 St. Steel 570598 655531 9
Hot dip galv. 570598 555531 0



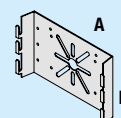
S45 Mounting Bracket

X: 20 mm
316 St. Steel 570598 655530 2
Hot dip galv. 570598 555530 3



S80 Mounting Bracket

A: 130 B: 120 mm
316 St. Steel 570598 665591 0
Hot dip galv. 570598 565591 1

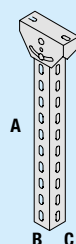


S81 Mounting Bracket

A: 200 B: 120 mm
316 St. Steel 570598 665592 7
Hot dip galv. 570598 565592 8

Disposition	S428	S436	S437	S438	S439	S440
Splice Parts						
S42	•	•	•	•	•	•
S87	•	•	•	•	•	•
S16	•	•	•	•	•	•
S91	•	•	•	•	•	•
S44	•	•	•	•	•	•
S285	•	•	•	•	•	•
S151	•	•				
S152			•	•	•	•
Mounts						
S256	•	•				
S257			•			
S258				•		
S259					•	
S260						•
S275	•					
S276		•				
S277			•			
S278				•		
S279					•	
S280						•
S45M	•	•	•	•	•	•
S45	•	•	•	•	•	•
S80	•	•	•	•	•	•
S81	•	•	•	•	•	•
S271/S272	•	•	•	•	•	•

Ceiling Hanger



S271 Ceiling Hanger

A: 500 mm
B: 63 mm
C: 63 mm
316 St. Steel 570598 688271 2
Hot dip galv. 570598 588271 3








S272 Ceiling Hanger Extension

A: 1000 mm
B: 56 mm
C: 56 mm
316 St. Steel 570598 688272 9
Hot dip galv. 570598 588272 0



Siltec Horizontal Cable Trays

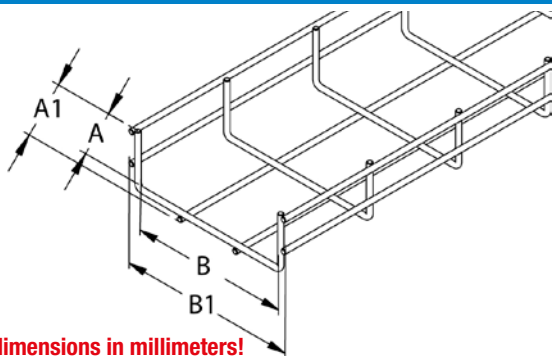
Tray Overview

S36-V		55 x 200 x 3000 mm - ø5 mm 304 St. Steel 570598 777236 3
S37-V		55 x 300 x 3000 mm - ø5 mm 304 St. Steel 570598 777237 0
S38-V		55 x 400 x 3000 mm - ø5 mm 304 St. Steel 570598 777238 7
S39-V		55 x 500 x 3000 mm - ø5 mm 304 St. Steel 570598 777239 4
S39W-V		55 x 600 x 3000 mm - ø5 mm 304 St. Steel 570598 777240 0



S37-V

Tray Dimensions







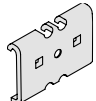

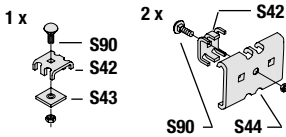
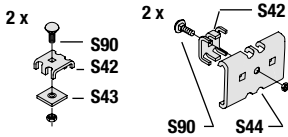
All dimensions in millimeters!

	S36-V	S37-V	S38-V	S39-V	S39W-V			
A:	51	51	51	51	51			
A1:	61	61	61	61	61			
B:	200	300	400	500	600			
B1:	220	320	420	520	620			

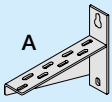
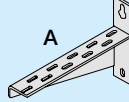
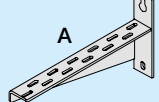
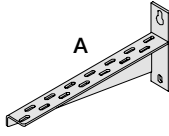

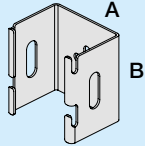
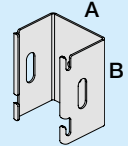
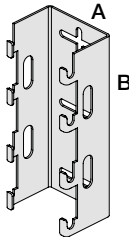
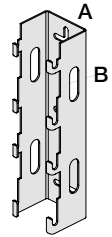
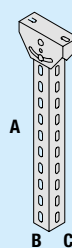

Disposition

	S16	S42	S44	S87	S91	S151	S152	S271	S272	S276	S277	S278	S279	S280	S445M	S445	S480	S481	
S36-V	•	•	•	•	•	•		•	•	•					•				
S37-V	•	•	•	•	•	•		•	•		•				•				
S38-V	•	•	•	•	•		•	•	•			•				•			
S39-V	•	•	•	•	•		•	•	•				•				•		
S39W-V	•	•	•	•	•		•	•	•					•				•	

Splice Parts

S42 Splice Bracket  316 St. Steel 570598 650508 6 Hot dip galv. 570598 550508 7 El. pl. Zinc 570598 350508 9		S87 Splice Bracket  316 St. Steel 570598 680596 4 Hot dip galv. 570598 580596 5 El. pl. Zinc 570598 380596 7		S16 Plastprop  ø5 mm - black Polypropylene 570598 199622 3	
S90 Bolt Kit  316 St. Steel 570598 685596 9 Hot dip galv. 570598 585596 0 El. pl. Zinc 570598 385596 2		S44 Splice Plate  316 St. Steel 570598 650510 9 Hot dip galv. 570598 550510 0 El. pl. Zinc 570598 350510 2		S119 Bolt Cutter  570598 210003 2	
S151 Splice Kit  316 St. Steel 570598 650151 4		S152 Splice Kit  316 St. Steel 570598 650152 1			

Shelf Brackets / Mounts / Hangers

 S276 Shelf Bracket A: 245 mm 304 St. Steel 570598 688276 7 Hot dip galv. 570598 588276 8	 S277 Shelf Bracket A: 345 mm 304 St. Steel 570598 688277 4 Hot dip galv. 570598 588277 5	 S278 Shelf Bracket A: 445 mm 304 St. Steel 570598 688278 1 Hot dip galv. 570598 588278 2
 S279 Shelf Bracket A: 545 mm 304 St. Steel 570598 688279 8 Hot dip galv. 570598 588279 9	 S280 Shelf Bracket A: 645 mm 304 St. Steel 570598 688280 4 Hot dip galv. 570598 588280 5	
 S445M Mounting Bracket A: 75 mm B: 80,5 mm 304 St. Steel 570598 777446 7	 S445 Mounting Bracket A: 75 mm B: 99 mm 304 St. Steel 570598 777445 1	
 S480 Mounting Bracket A: 79 mm B: 190 mm 304 St. Steel 570598 7774480 1	 S481 Mounting Bracket A: 66 mm B: 250 mm 304 St. Steel 570598 7774481 8	
 S271 Ceiling Hanger A: 500 mm B: 63 mm C: 63 mm 304 St. Steel 570598 688271 2 Hot dip galv. 570598 588271 3	 S272 Ceiling Hanger Extension A: 1000 mm B: 56 mm C: 56 mm 304 St. Steel 570598 688272 9 Hot dip galv. 570598 588272 0	

Load chart: Max load in kN/m

Range		2.0 m	2.5 m	3.0 m	4.0 m
Continuous fields	Deflection at L/200				
	S36-V*	0,30		0,27	0,18
	S37-V	0,45			
	S38-V	0,60		0,49	0,43
	S39-V	0,75			0,44
	S39W-V	0,90			0,45
End fields	Deflection at L/200				
	S36-V*	0,30		0,24	0,17
	S37-V	0,45		0,38	0,27
	S38-V	0,60		0,34	0,31
	S39-V	0,75		0,37	0,36
	S39W-V	0,90		0,37	0,45


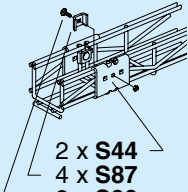
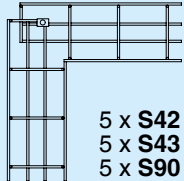
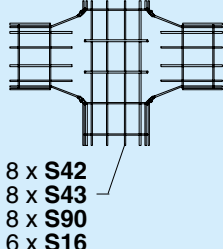
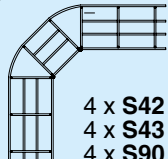
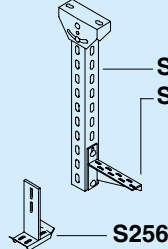

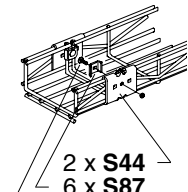
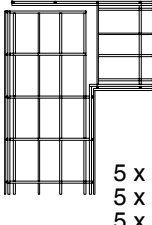
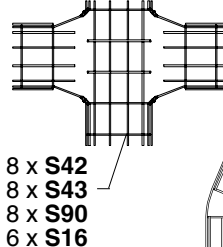
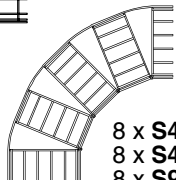
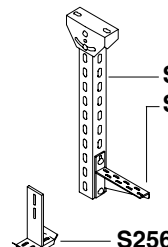

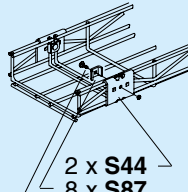
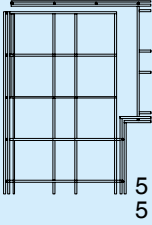
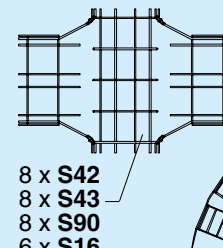



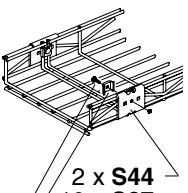
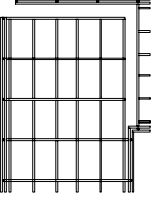
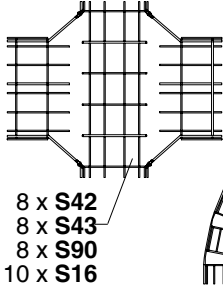
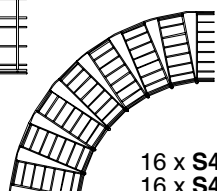
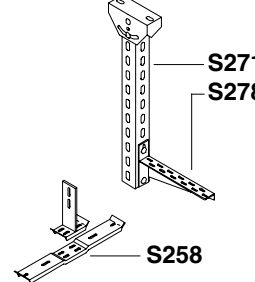

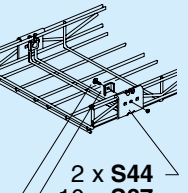
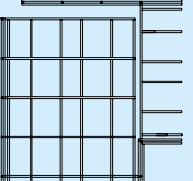
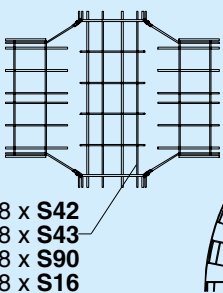
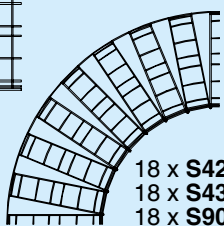
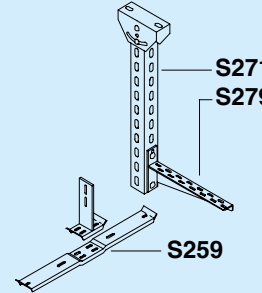

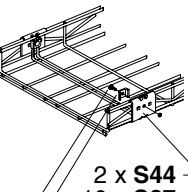
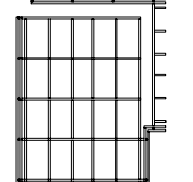
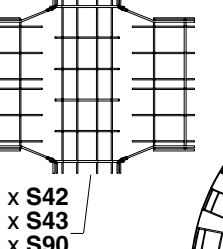
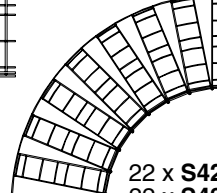
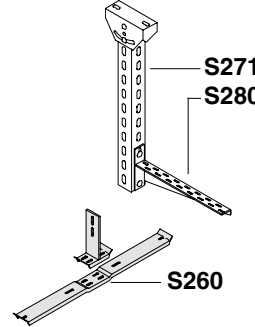
Explanation: * w/wall bracket S480


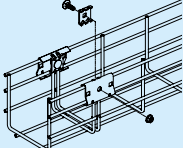
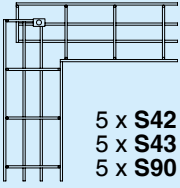
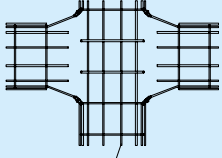
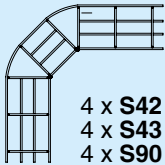
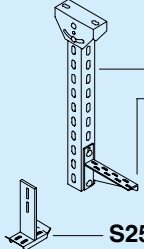


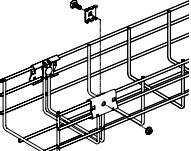
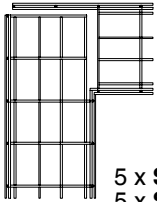
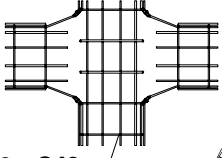
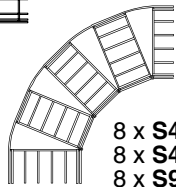
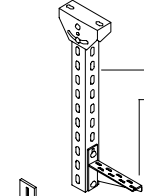


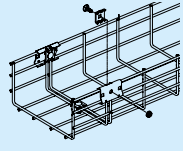
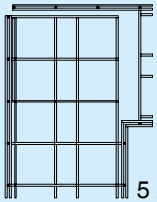
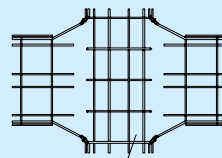

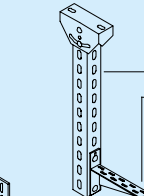


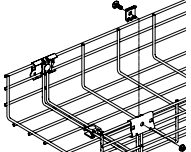
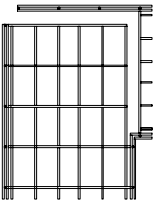
Range		2.0 m	2.5 m	3.0 m	4.0 m
Continuous fields	Deflection at L/100				
	S36-V*	0.30			
	S37-V	0.45			
	S38-V	0.60			
	S39-V	0,75			
	S39W-V	0.90			
End fields	Deflection at L/100				
	S36-V*	0.30			0.28
	S37-V	0.45			
	S38-V	0.60			0.55
	S39-V	0.75			0.70
	S39W-V	0.90			

Explanation: w/wall bracket S480
 Lateral displacement control

Cable tray	Splice kit	Range				Support points	
		2.0 m	2.5 m	3.0 m	4.0 m		
S36-V	S150	Wall bracket: S145		S481		<ul style="list-style-type: none">• End point: 3 m from the end• Continuous field: optional	
S37-V	S151	Wall bracket: 1xS480 or 2xS445M					
S38-V, S39-V, S39W-V	S152	Wall bracket: 1xS480 or 2xS445M					

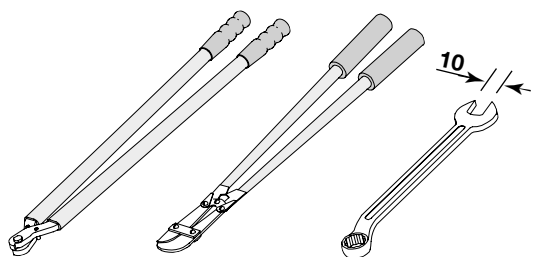
Component disposition

Trays	Splices	Crosses, tees and bends			Hangers
S235 	 <p>2 x S44 4 x S87 2 x S90 1 x S91</p>	 <p>5 x S42 5 x S43 5 x S90</p>	 <p>8 x S42 8 x S43 8 x S90 6 x S16</p>	 <p>4 x S42 4 x S43 4 x S90</p>	 <p>S271 S275 S256</p>
S236 	 <p>2 x S44 6 x S87 2 x S90 2 x S91</p>	 <p>5 x S42 5 x S43 5 x S90</p>	 <p>8 x S42 8 x S43 8 x S90 6 x S16</p>	 <p>8 x S42 8 x S43 8 x S90</p>	 <p>S271 S276 S256</p>
S237 	 <p>2 x S44 8 x S87 2 x S90 3 x S91</p>	 <p>5 x S42 5 x S43 5 x S90</p>	 <p>8 x S42 8 x S43 8 x S90 6 x S16</p>	 <p>12 x S42 12 x S43 12 x S90</p>	 <p>S271 S277 S257</p>
S238 	 <p>2 x S44 10 x S87 2 x S90 4 x S91</p>	 <p>5 x S42 5 x S43 5 x S90</p>	 <p>8 x S42 8 x S43 8 x S90 10 x S16</p>	 <p>16 x S42 16 x S43 16 x S90</p>	 <p>S271 S278 S258</p>
S239 	 <p>2 x S44 10 x S87 2 x S90 4 x S91</p>	 <p>5 x S42 5 x S43 5 x S90</p>	 <p>8 x S42 8 x S43 8 x S90 18 x S16</p>	 <p>18 x S42 18 x S43 18 x S90</p>	 <p>S271 S279 S259</p>
S240 	 <p>2 x S44 10 x S87 2 x S90 4 x S91</p>	 <p>5 x S42 5 x S43 5 x S90</p>	 <p>8 x S42 8 x S43 8 x S90 6 x S16 12 x S17</p>	 <p>22 x S42 22 x S43 22 x S90</p>	 <p>S271 S280 S260</p>

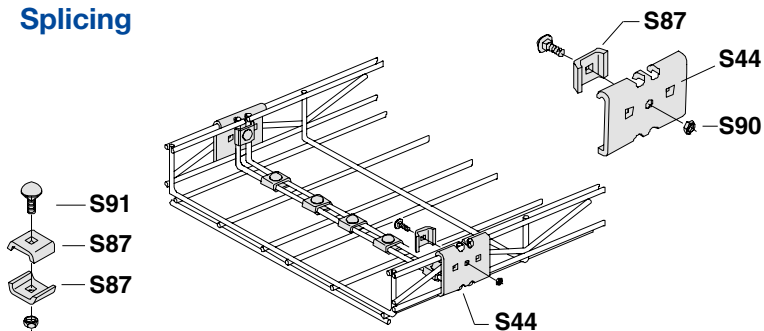
Trays	Splices	Crosses, tees and bends	Hangers
S428 	 1 x S151: 3 x S42 1 x S43 2 x S44 3 x S90	 5 x S42 5 x S43 5 x S90 8 x S42 8 x S43 8 x S90 6 x S16 4 x S42 4 x S43 4 x S90	 S271 S275 S256
S436 	 1 x S151: 3 x S42 1 x S43 2 x S44 3 x S90	 5 x S42 5 x S43 5 x S90 8 x S42 8 x S43 8 x S90 6 x S16 8 x S42 8 x S43 8 x S90	 S271 S276 S256
S437 	 1 x S152: 4 x S42 2 x S43 2 x S44 4 x S90	 5 x S42 5 x S43 5 x S90 8 x S42 8 x S43 8 x S90 6 x S16 12 x S42 12 x S43 12 x S90	 S271 S277 S257
S438 	 1 x S152: 4 x S42 2 x S43 2 x S44 4 x S90	 5 x S42 5 x S43 5 x S90 8 x S42 8 x S43 8 x S90 10 x S16 16 x S42 16 x S43 16 x S90	 S271 S278 S258
S439 	 1 x S152: 4 x S42 2 x S43 2 x S44 4 x S90	 5 x S42 5 x S43 5 x S90 8 x S42 8 x S43 8 x S90 10 x S16 20 x S42 20 x S43 20 x S90	 S271 S279 S259
S440 	 1 x S152: 4 x S42 2 x S43 2 x S44 4 x S90	 5 x S42 5 x S43 5 x S90 8 x S42 8 x S43 8 x S90 10 x S16 24 x S42 24 x S43 24 x S90	 S271 S280 S260

Installation Guide

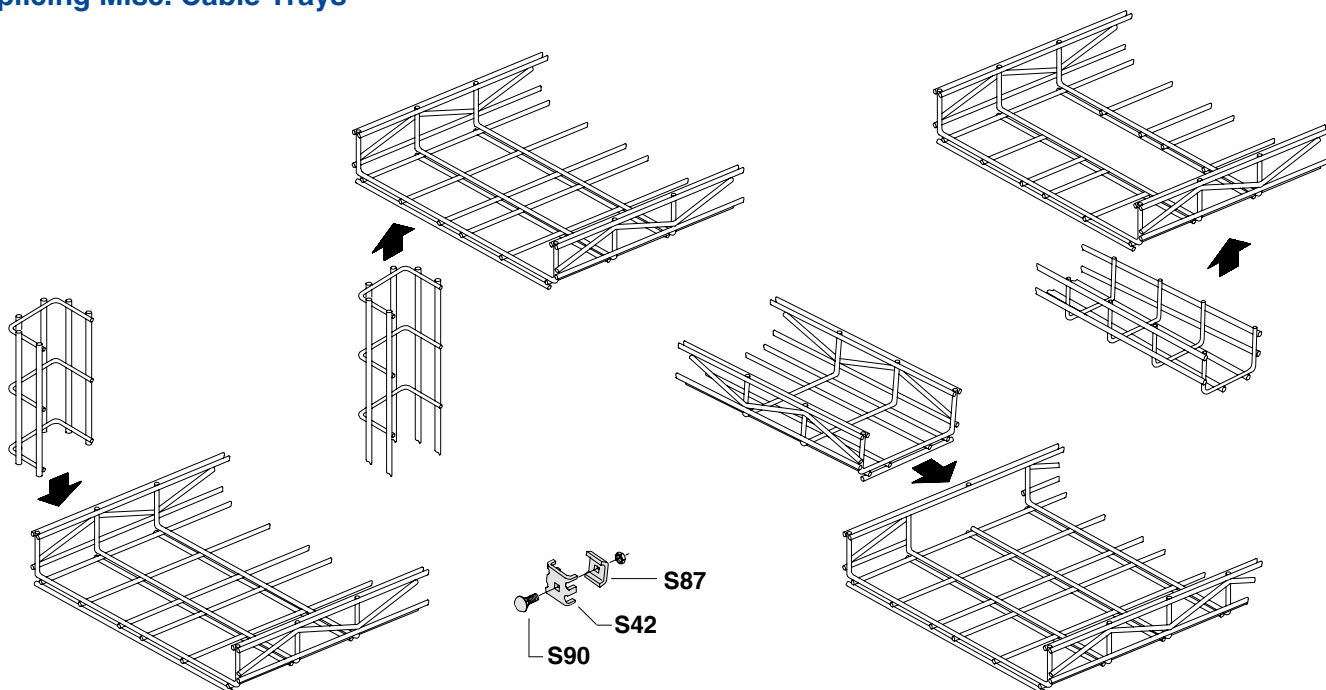
Tools



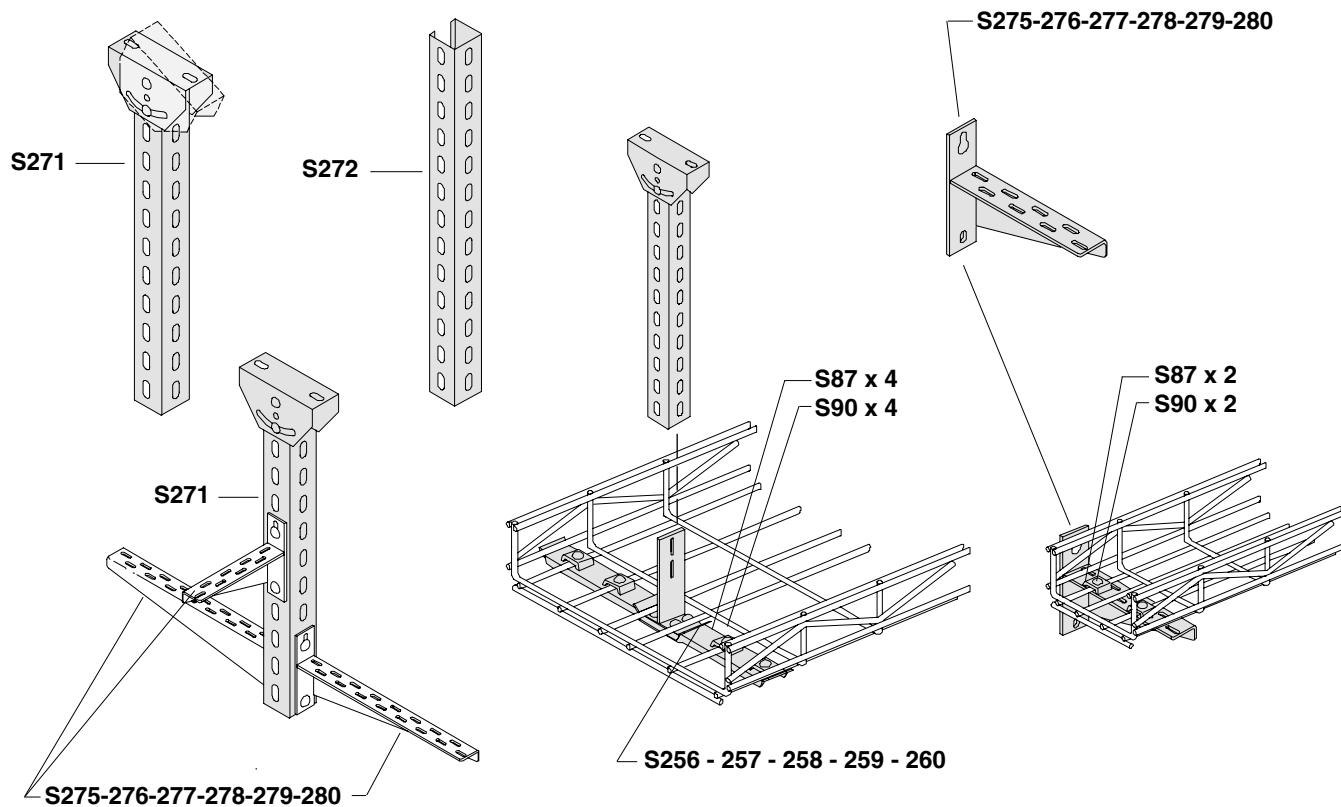
Splicing



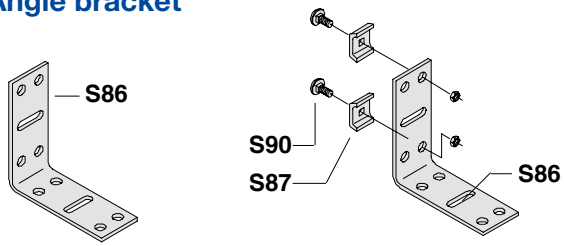
Splicing Misc. Cable Trays



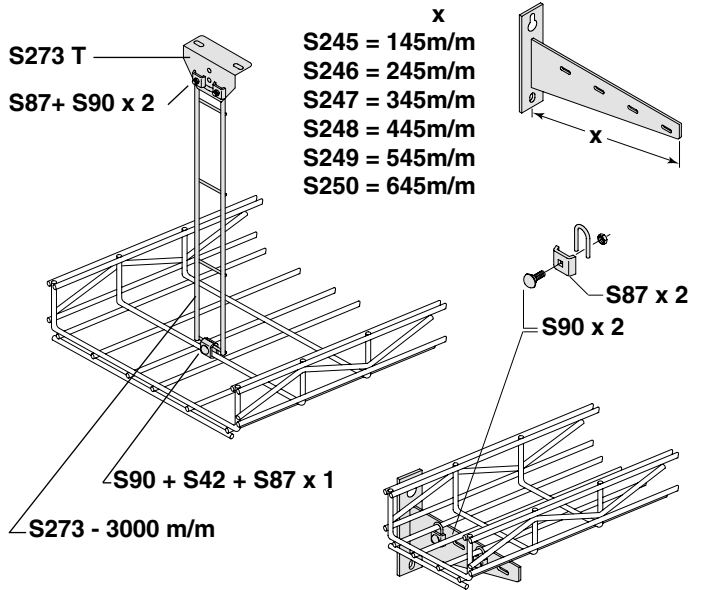
Wall and Ceiling Hangers



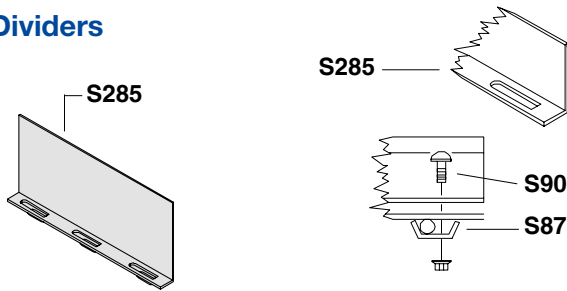
Angle bracket



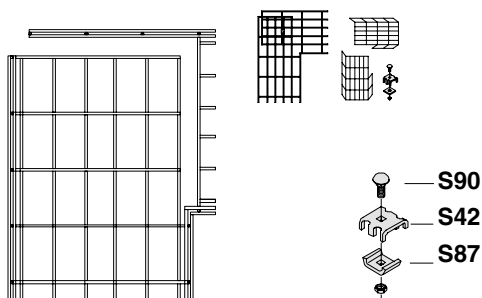
Sanitary Hanger and Shelf Bracket



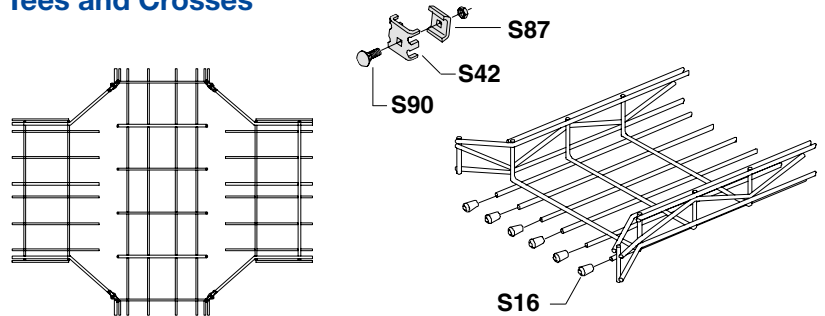
Dividers



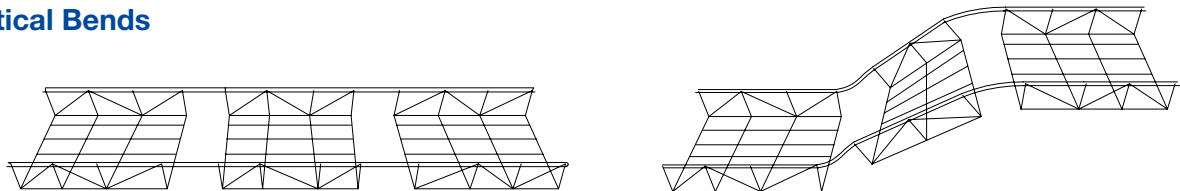
Elbows



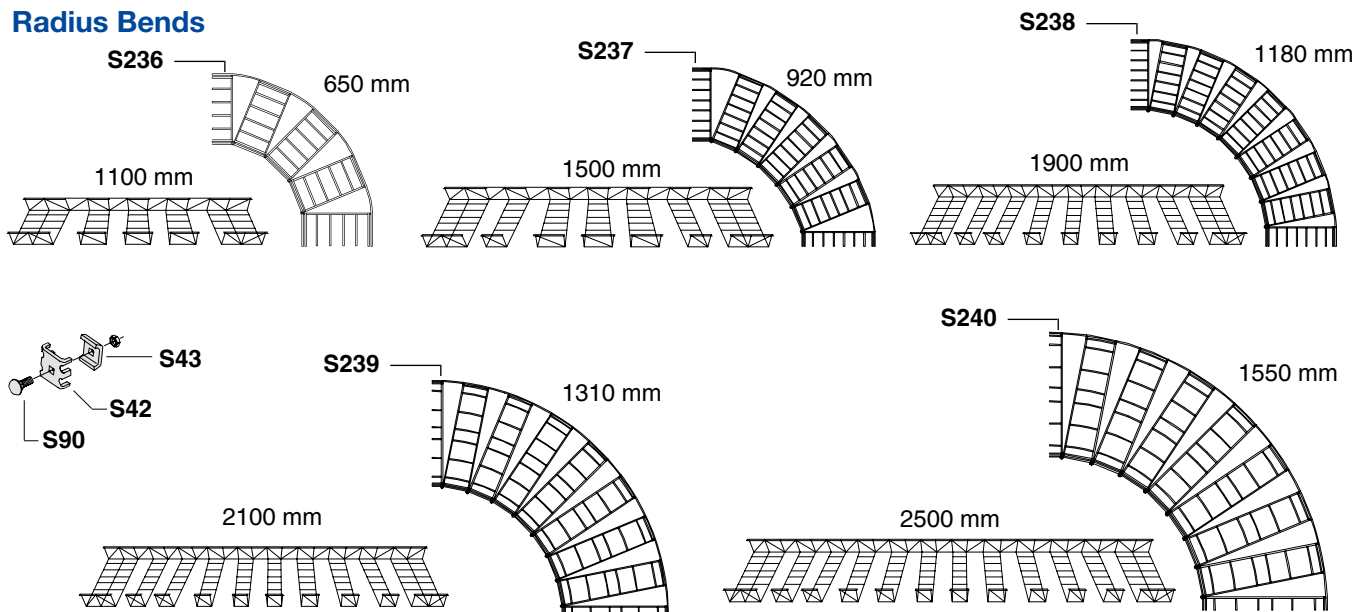
Tees and Crosses



Vertical Bends





Radius Bends







SILTEC has a Cable Tray for Every Need

Standard - open trays

S25		25 x 25 x 3000 mm - ø4 mm 316 St. Steel 570598 620105 6 304 St. Steel 570598 720105 5 Hot dip galv. 570598 520105 7 El. pl. Zinc 570598 320105 9
S26		50 x 50 x 3000 mm - ø4 mm 316 St. Steel 570598 620106 3 304 St. Steel 570598 720106 2 Hot dip galv. 570598 520106 4 El. pl. Zinc 570598 320106 6
S27		75 x 75 x 3000 mm - ø5 mm 316 St. Steel 570598 620107 0 Hot dip galv. 570598 520107 1 El. pl. Zinc 570598 320107 3
S28		100 x 100 x 3000 mm - ø5 mm 316 St. Steel 570598 620108 7
S30M		35 x 40 x 3000 mm - ø4 mm 304 St. Steel 570598 720117 8 Hot dip galv. 570598 520117 0 El. pl. Zinc 570598 320117 2
S30		45 x 60 x 3000 mm - ø4 mm 316 St. Steel 570598 620118 6 304 St. Steel 570598 720118 5 Hot dip galv. 570598 520118 7 El. pl. Zinc 570598 320118 9
S30*		45 x 60 x 3000 mm - *ø5 mm 316 St. Steel 570598 620119 3 304 St. Steel 570598 720119 2 Hot dip galv. 570598 520119 4 El. pl. Zinc 570598 320119 6
S35		55 x 100 x 3000 mm - ø4 mm 304 St. Steel 570598 720120 8 Hot dip galv. 570598 520120 0 El. pl. Zinc 570598 320120 2
S35*		55 x 100 x 3000 mm - *ø5 mm 316 St. Steel 570598 640120 3 304 St. Steel 570598 740120 2 Hot dip galv. 570598 540120 4 El. pl. Zinc 570598 340120 6
S35W		55 x 150 x 3000 mm - ø5 mm 316 St. Steel 570598 620120 9 304 St. Steel 570598 720121 5 Hot dip galv. 570598 520121 7 El. pl. Zinc 570598 320121 9
S36		55 x 200 x 3000 mm - ø5 mm 316 St. Steel 570598 640121 0 304 St. Steel 570598 740121 9 Hot dip galv. 570598 540121 1 El. pl. Zinc 570598 340121 3
S37		55 x 300 x 3000 mm - ø5 mm 316 St. Steel 570598 640122 7 304 St. Steel 570598 740122 6 Hot dip galv. 570598 540122 8 El. pl. Zinc 570598 340122 0
S38		55 x 400 x 3000 mm - ø5 mm 316 St. Steel 570598 640123 4 304 St. Steel 570598 740123 3 Hot dip galv. 570598 540123 5 El. pl. Zinc 570598 340123 7
S39		55 x 500 x 3000 mm - ø5 mm 316 St. Steel 570598 640124 1 304 St. Steel 570598 740124 0 Hot dip galv. 570598 540124 2
S39W		55 x 600 x 3000 mm - ø5 mm 304 St. Steel 570598 740126 4 Hot dip galv. 570598 540126 6

Standard - open trays

S30M-X		50 x 57 x 3000 mm - ø4 mm 304 St. Steel 570598 786175 4
S30-X		70 x 68 x 3000 mm - ø4 mm 304 St. Steel 570598 786180 8
S35-X		70 x 114 x 3000 mm - ø4 mm 304 St. Steel 570598 786181 5
S36-X		70 x 207 x 3000 mm - ø5 mm 304 St. Steel 570598 786185 3

COMPACT Trays

S115		9 x 23 x 3000 mm - ø3 mm 304 St. Steel 570598 720115 4
S116		13 x 30 x 3000 mm - ø3 mm 304 St. Steel 570598 720116 1
S116-CC		8 x 24x 2800 mm - ø3 mm 316 St. Steel 570598 610105 9
S125		30 x 50 x 3000 mm - ø4 mm 304 St. Steel 570598 790126 9
S126		30 x 75 x 3000 mm - ø4 mm 304 St. Steel 570598 790127 6
S127		30 x 100 x 3000 mm - ø4 mm 304 St. Steel 570598 790128 3
S128		30 x 125 x 3000 mm - ø5 mm 304 St. Steel 570598 790129 0
S129		30 x 150 x 3000 mm - ø5 mm 304 St. Steel 570598 790130 6
S130		30 x 250 x 3000 mm - ø5 mm 304 St. Steel 570598 790131 3
S131		30 x 350 x 3000 mm - ø5 mm 304 St. Steel 570598 790132 0
S132		30 x 450 x 3000 mm - ø5 mm 304 St. Steel 570598 790133 7
S133		30 x 450 x 3000 mm - ø5 mm Rustfri Aisi 304 570598 790133 7


Tray with lock

S20		25 x 25 x 3000 mm - ø4 mm 316 St. Steel 570598 610100 4 Hot dip galv. 570598 510100 5 El. pl. Zinc 570598 310100 7
S20N		25 x 25 x 3000 mm - ø4 mm 304 St. Steel 570598 710100 3
S21		50 x 50 x 3000 mm - ø4 mm 316 St. Steel 570598 610101 1 Hot dip galv. 570598 510101 2 El. pl. Zinc 570598 310101 4
S21N		50 x 50 x 3000 mm - ø4 mm 304 St. Steel 570598 710101 0
S22		75 x 75 x 3000 mm - ø4 mm 316 St. Steel 570598 610102 8 Hot dip galv. 570598 510102 9 El. pl. Zinc 570598 310102 1
S22N		75 x 75 x 3000 mm - ø4 mm 304 St. Steel 570598 710102 7
S121		25 x 50 x 3000 mm - ø4 mm 304 St. Steel 570598 710121 8
S123		25 x 100 x 3000 mm - ø4 mm 304 St. Steel 570598 710123 2
K25		25 x 25 x 3000 mm - ø4 mm 304 St. Steel 570598 789104 1
K40		40 x 40 x 3000 mm - ø4 mm 304 St. Steel 570598 789102 7
K90		40 x 90 x 3000 mm - ø4 mm 304 St. Steel 570598 789106 5
K26		25 x 25 x 3000 mm - ø4 mm 304 St. Steel 570598 789105 8 With Welded-On Cover
K41		40 x 40 x 3000 mm - ø4 mm 304 St. Steel 570598 789103 4 With Welded-On Cover
K91		40 x 90 x 3000 mm - ø4 mm 304 St. Steel 570598 789107 2 With Welded-On Cover

Cable trays - for ONE cable

S320		5 x 5 x 3000 mm 316 St. Steel 570598 699320 3
S321		5 x 5 x 3000 mm 316 St. Steel 570598 699321 0
S322		8 x 8 x 3000 mm 316 St. Steel 570598 699322 7
S323		10 x 10 x 3000 mm 316 St. Steel 570598 699323 4
S324		12 x 12 x 3000 mm 316 St. Steel 570598 699324 1
S325		16 x 16 x 3000 mm 316 St. Steel 570598 699325 8
S327		27 x 27 x 3000 mm 316 St. Steel 570598 699327 2

Cable Trays for one layer of cables

S520		8 x 74 x 3000 mm 304 St. Steel 570598 720520 6
S521		12 x 74 x 3000 mm 304 St. Steel 570598 720521 3
S522		8 x 114 x 3000 mm 304 St. Steel 570598 720522 0
S523		12 x 114 x 3000 mm 304 St. Steel 570598 720523 7
S524		7 x 114 x 3000 mm 304 St. Steel 570598 720524 4
S820		10 x 82 x 3000 mm 304 St. Steel 570598 720820 7
S822		17 x 90 x 3000 mm 304 St. Steel 570598 720822 1
S830		10 x 120 x 3000 mm 304 St. Steel 570598 720830 6
S832		17 x 124 x 3000 mm 304 St. Steel 570598 720832 0



CABLE HYGIENIC

FUNDER DALGÅRDSVEJ 2-6 . DK-8600 SILKEBORG

TLF: +45 86 85 18 00

www.siltec.dk / siltec@siltec.dk



SILTEC Distributeur Nederland:

CC Nederland B.V.
Facetlaan 4
2665 NR BLEISWIJK

Telefoon: 079 82 000 20
E-mail: info@ccned.nl
Internet: www.ccned.nl