

# SMI2


## RS485 digital display

### RS485 digital display

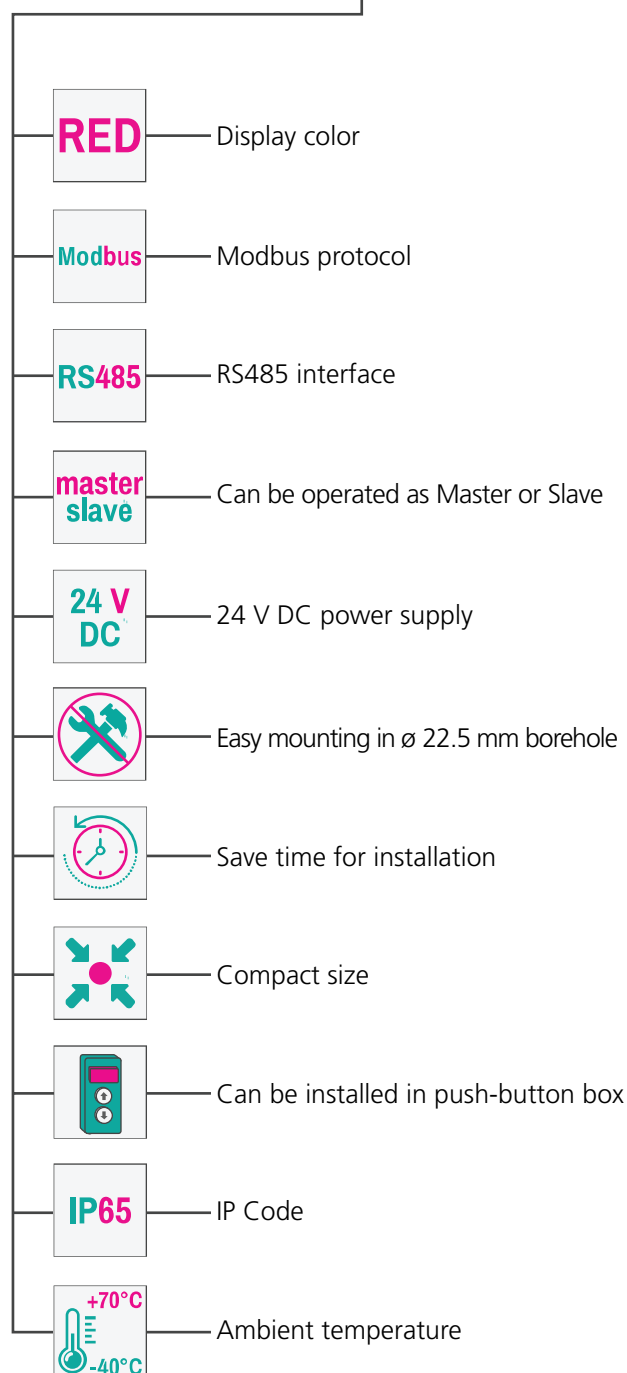
The SMI2 is a universal applicable display unit for monitoring industrial processes. It has an RS485 interface and the measured values can be displayed up to four digits. The SMI2 has a compact, standardized design and fits into a standard 22.5 mm borehole for signal lamps. This provides quick and easy installation and many displays can be allocated in a control cabinet door or on a panel.

### Functions and features:

- Can be used as a Modbus Master or Slave
- Displays values in an RS485 network
- Supports several variable types: int, word, float, string
- Displays alarm for values outside the specified range
- Supported protocols: Modbus RTU / ASCII



Free configuration software included



# SMI2

## RS485 digital display

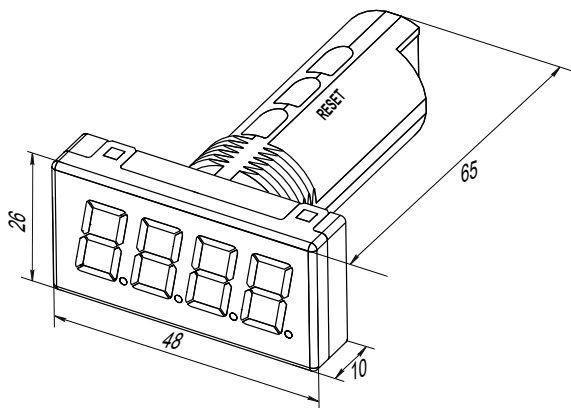
### Areas of application:

The RS485 display SMI2 can be used for a multitude of tasks. For example for simple control systems without their own display, the important data from the PLC or the I/O-modules for diagnostic purposes can be displayed in a space-saving manner. The SMI2 can also be installed in a remote control panel, in order to display the necessary control values close to the operator. The displays can be quickly and easily integrated into the existing network with the enclosed configuration software.

### Technical Data:

Power supply	12 / 24 (10.5...30) V DC
Power consumption, max.	1.5 W
Protocols	Modbus RTU / ASCII, akYtec Master / Slave
Interface	RS485 (2-wire bus)
Baud rate	2.4...115.2 kbit/s
Display	4-digit, 7-segment LED display
Character height	14 mm
Display colour	red
IP Code	front IP65, rear IP20
Dimensions	48 x 26 x 65 mm
Weight	approx. 30 g
Protection class	III
Ambient temperature	-40...+70 °C
Storage temperature	-25...+70 °C
Humidity	up to 80% (non-condensing)
Galvanic isolation	yes

### Dimensions:



### Electrical connection:

