IP68 high protection series

Housings, hoods and covers – Bayonet locking

size **57.27**

Aggressive Environments

EN 60529	**IP66 / IP68 / IP69**
UL 50 / UL 50E	**Type 12 / 4 / 4X**
Ambient temperature limits	**-40 °C ... +125 °C**
Mechanical life (cycles)	**≥ 500**

ECBT2.E115072 | ECBT8.E115072

Item	Description	Part No.	Entry	Dimension
	Bulkhead mounting housings, bayonet locking Optional mounting frame CG .. FL is available to ensure water tightness for bulkhead mounting housing when fitted onto a cabinet panel. (See page G.45)	CGI 10 B		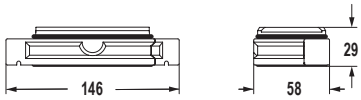
	Hoods, side entry, bayonet locking To be used only with a complete cable gland	MGO 10.25 B MGO 10.32 B CGO 10.16 B CGO 10.21 B CGO 10.29 B	M25 M32 Pg 16 Pg 21 Pg 29	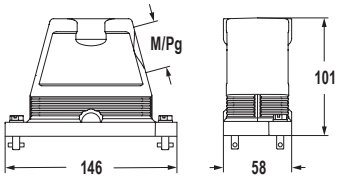
	Hoods, top entry, bayonet locking To be used only with a complete cable gland	MGV 10.25 B MGV 10.32 B MGV 10.40 B CGV 10.16 B CGV 10.21 B CGV 10.29 B	M25 M32 M40 Pg 16 Pg 21 Pg 29	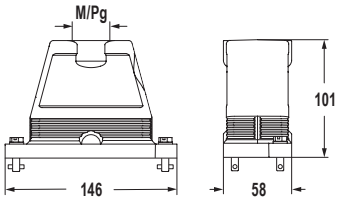
	Covers, bayonet locking, for housings With loop 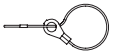	CGC 10 B		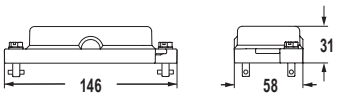

Inserts size 57.27		Poles	Pages
CNE	16 A	10 + ⏚	B.39
CCE	16 A	10 + ⏚	B.45
CSH / JSH S	16 A	10 + ⏚	B.53,59
CSHT	16 A	10 + ⏚	B.66
CQE / CQEY	16 A	18 + ⏚	B.73,83
CDD	10 A	42 + ⏚	B.95
CDSH	10 A	18 + ⏚	B.103
CSS	16 A	10 + ⏚	B.119

Inserts size 57.27		Poles	Pages
CT / CTSE*	16 A	10 + ⏚	B.127,131
CMCE / CMSH	16 A	3 + 2 (aux.) + ⏚	B.144,149
CX	40 A/10 A	8/24 + ⏚	B.170-171

*can be used only in bulkhead mounting housings

MIXO Modular Inserts	Pages
MIXO modules	C.12-93
CX 03 T (3-slot sized MIXO frames)	C.95

Accessories:

CGCP FX
Dust protection cover
Page G.47

CGCP MB
Dust protection cover
Page G.47