


C-TYPE series

Housings and hoods – 2 levers – with gasket

size **104.27**


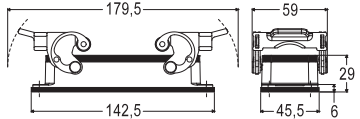

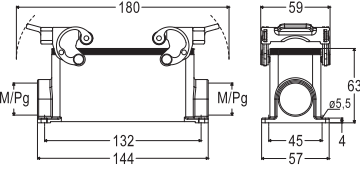

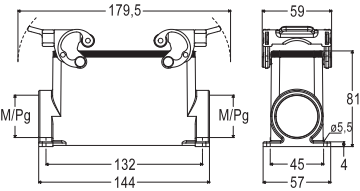

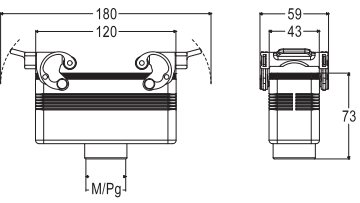

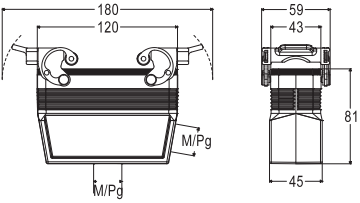
Heavy-Duty Applications 

CE UK

ccc DNV BUREAU VERITAS

EN 60529	IP65 / IP66 / IP69
UL 50 / UL 50E	Type 12 / 4 / 4X
Ambient temperature limits	-40 °C ... +125 °C
Mechanical life (cycles)	≥ 500

CAIUS ECBT2.E115072 | ECBT8.E115072

Item	Description	Part No.	Entry	Dimension
	Bulkhead mounting housings, 2 levers and gasket	CHI 24		
	Surface mounting housings, 2 levers and gasket	MHP 24.25 MHP 24.225 CHP 24 CHP 24.2	M25 M25 × 2 Pg 21 Pg 21 × 2	
	Surface mounting housings, 2 levers and gasket, high construction	MAP 24.25 MAP 24.225 MAP 24.32 MAP 24.232 MAP 24.40 MAP 24.240 CAP 24.21 CAP 24.221 CAP 24.29 CAP 24.229	M25 M25 × 2 M32 M32 × 2 M40 M40 × 2 Pg 21 Pg 21 × 2 Pg 29 Pg 29 × 2	
	Hoods, 2 levers and gasket, top entry		Top entry MHV 24 G32 CHV 24 G	M32 Pg 21 
	Hoods, 2 levers and gasket, side or top entry, high construction To be used only with a complete cable gland	MFO 24 G40	Side entry Top entry MFV 24 G25 MFV 24 G32 MFV 24 G40 CFV 24 G CFV 24 G29	M25 M32 M40 Pg 21 Pg 29 

Inserts size 104.27	Poles	Pages	Inserts size 104.27	Poles	Pages	MIXO Modular Inserts	Pages
CNE	16 A	24 + ⊕ B.41	CSS	16 A	24 + ⊕ B.121	MIXO modules	C.12-93
CCE	16 A	24 + ⊕ B.47	CT / CTSE*	16 A	24 + ⊕ B.129,133	CX 06 T (6-slot sized MIXO frames)	C.95
CSH / JSH S	16 A	24 + ⊕ B.55,61	CT / CTS*	10 A	64 + ⊕ B.139,141		
CSHT	16 A	24 + ⊕ B.68	CMCE / CMSH	16 A	10 + 2 (aux.) + ⊕ B.146,151		
CQE / CQEY	16 A	46 + ⊕ B.75,85	CX	100 A/16 A	8/0 and 6/6 + ⊕ B.156-157		
CQEE	16 A	64 + ⊕ B.79	CX / CXC	80 A/16 A	4/8 + ⊕ B.161-162		
CD	10 A	64 + ⊕ B.91	*can be used only in bulkhead mounting housings				
CDD	10 A	108 + ⊕ B.97					
CDSH	10 A	42 + ⊕ B.105					

Accessories:



CHCP 24
Dust protection cover
Page G.46



CR LCK
Locking device
Page G.43