

E-Xtreme® – V-TYPE lever version

size **77.27**

Hoods – 4 pegs – without gasket

3 000 hrs resistance
 in salt-spray tests

Aggressive Environments


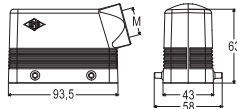

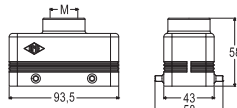

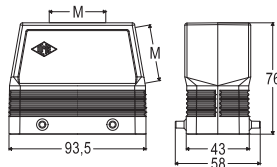

EN 60529	IP66 / IP67 / IP69
UL 50 / UL 50E	Type 12 / 4 / 4X
Ambient temperature limits	-40 °C ... +125 °C*
with silicone gasket (on request)	-60 °C ... +125 °C*
Mechanical life (cycles)	≥ 500

*(>125 °C up to 180 °C with RY inserts)

CE UK



ECBT2.E115072 | ECBT8.E115072

Item	Description	Side entry	Top entry	Entry	Dimension
	Hoods, 4 pegs, side entry	MHOE 16.25M MHOE 16.32M		M25 M32	
	Hoods, 4 pegs, top entry To be used only with a complete cable gland		MHVE 16.25M MHVE 16.32M	M25 M32	
	Hoods, 4 pegs, side or top entry, high construction To be used only with a complete cable gland	MFOE 16.32M MFOE 16.40M	MFVE 16.32M MFVE 16.40M	M32 M40	

E-Xtreme®

E

Inserts size 77.27	Poles	Pages	Inserts size 77.27	Poles	Pages	MIXO Modular Inserts	Pages		
CNE	16 A	16 + ⊕ B.40	CP / CPY	35 A	6 + ⊕	MIXO modules	C.12-93		
CCE	16 A	16 + ⊕ B.46	CSS	16 A	16 + ⊕	CX 04 T (4-slot sized MIXO frames)	C.95		
CSH / JSH S	16 A	16 + ⊕ B.54,60	CMCE / CMSH	16 A	6 + 2 (aux.) + ⊕				
CST	16 A	16 + ⊕ B.67	CX / CXC	80 A/16 A	4/0, 4/2 + ⊕				
CQE / CQEY	16 A	32 + ⊕ B.74,84	CX	40 A/10 A	6/12, 6/36, 9/42 and 12/2 + ⊕	180 °C Inserts size 77.27	Poles	Pages	
CQEE	16 A	40 + ⊕ B.78				CNE RY**	16 A	16 + ⊕	I.7
CD	10 A	40 + ⊕ B.90				CP RY**	35 A	6 + ⊕	I.10
CDD	10 A	72 + ⊕ B.94				CX RY**	80 A	4 + ⊕	I.11
CDSH	10 A	27 + ⊕ B.104				CX RY**	80 A/16 A	4/2 + ⊕	I.12

** >125 °C up to 180 °C

dimensions shown in mm are not binding and may be changed without notice

E.179