


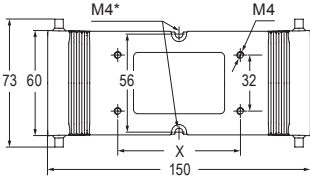

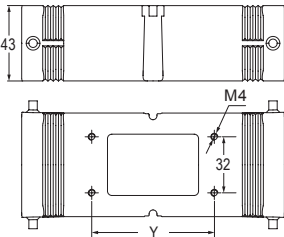

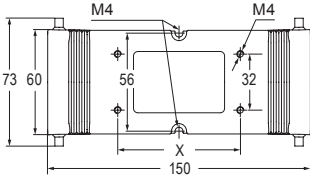

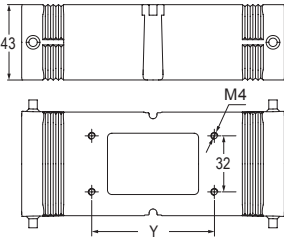
# Special enclosures – T-BOX

## Branch coupling

size **44.27 – 57.27**
**Heavy-Duty  
Applications**


EN 60529	IP66 / IP69
UL 50 / UL 50E	Type 12 / 4 / 4X
Ambient temperature limits	-40 °C ... +125 °C

**CAUS** ECBT2.E115072 | ECBT8.E115072

Item	Description	Part No.	Dimension									
	Branch-off T-BOX coupling for:	<a href="#">CYG 06H0610</a>										
	<ul style="list-style-type: none"><li>- 2 hoods with 1 lever and gasket size 44.27 on both sides</li><li>- 1 bulkhead housing size 44.27 on front</li><li>- 1 bulkhead housing size 57.27 on screw fixing rear</li></ul>											
	Branch-off T-BOX coupling for:	<a href="#">CYG 06H1006</a>										
	<ul style="list-style-type: none"><li>- 2 hoods with 1 lever and gasket size 44.27 on both sides</li><li>- 1 bulkhead housing size 57.27 on front</li><li>- 1 bulkhead housing size 44.27 on screw fixing rear</li></ul>											
<table><tr><th>Part No.</th><th>X</th><th>Y</th></tr><tr><td><b>CYG 06H0610</b></td><td>70</td><td>83</td></tr><tr><td><b>CYG 06H1006</b></td><td>83</td><td>70</td></tr></table>				Part No.	X	Y	<b>CYG 06H0610</b>	70	83	<b>CYG 06H1006</b>	83	70
Part No.	X	Y										
<b>CYG 06H0610</b>	70	83										
<b>CYG 06H1006</b>	83	70										
* M4 tap processing is required for proper attachment												
	Branch-off T-BOX coupling for:	<a href="#">CYG 06H0606</a>										
	<ul style="list-style-type: none"><li>- 2 hoods with 1 lever and gasket size 44.27 on both sides</li><li>- 1 bulkhead housing size 44.27 on front</li><li>- 1 bulkhead housing size 44.27 on screw fixing rear</li></ul>											
	Branch-off T-BOX coupling for:	<a href="#">CYG 06H1010</a>										
	<ul style="list-style-type: none"><li>- 2 hoods with 1 lever and gasket size 44.27 on both sides</li><li>- 1 bulkhead housing size 57.27 on front</li><li>- 1 bulkhead housing size 57.27 on screw fixing rear</li></ul>											
<table><tr><th>Part No.</th><th>X</th><th>Y</th></tr><tr><td><b>CYG 06H0606</b></td><td>70</td><td>70</td></tr><tr><td><b>CYG 06H1010</b></td><td>83</td><td>83</td></tr></table>				Part No.	X	Y	<b>CYG 06H0606</b>	70	70	<b>CYG 06H1010</b>	83	83
Part No.	X	Y										
<b>CYG 06H0606</b>	70	70										
<b>CYG 06H1010</b>	83	83										

### How to use the CYG 06H branch coupling:

- The cables are branched off by using the CYG 06H coupling in the 1 or 2 branch-off versions.
- Multi-pole inserts 44.27 size can be fitted inside the two side recesses.
- The entire unit can be used with one lever hoods complete with connector inserts.
- The front faces can be fitted with 44.27 and/or 57.27 size bulkhead housings.
- The coupling may also be used as an adapter by using a combination of different insert versions.
- The CHC 06 LG cover may be used to close the coupling side faces.
- In the branch-offs, the CSS series dual spring terminal inserts allow two wires to be connected without having to fit additional terminals inside the coupling.

**Legend:**

- A** bulkhead mounting housings (front side)
- B** bulkhead mounting housings (screw fixing rear)
- C** hoods with lever and gasket (sides)

**Bulkhead enclosures**  
C-TYPE  
Pages E.48,54,56

IL-BRID  
Pages E.90,92,94

**Hoods**  
C-TYPE  
Page E.48

IL-BRID  
Page E.91

**Cover**  
C-TYPE  
Pages E.52

IL-BRID  
Pages E.90