
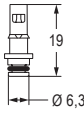
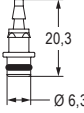
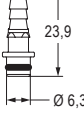
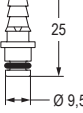

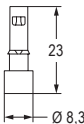
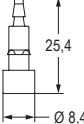
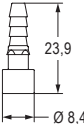
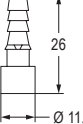

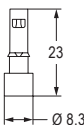
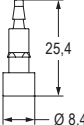
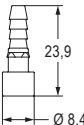
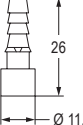


CX..PM/PF/VC

Thermoplastic pneumatic contacts

| | |
|---------------------------|---|
| Insulation resistance | $\geq 10 \text{ G}\Omega$ |
| Ambient temperature limit | $-40 \text{ }^{\circ}\text{C} \dots +80 \text{ }^{\circ}\text{C}$ |
| Mechanical life (cycles) | ≥ 500 |

| Item | Description | Part No. | Dimension |
|---|--|---------------------------|--|
|  | Male contacts without closing valve | straight | |
| | for tubes with internal $\varnothing 1,6 \text{ mm}$ | CX 1.6 PM |  |
| | for tubes with internal $\varnothing 3 \text{ mm}$ | CX 3.0 PM |  |
| | for tubes with internal $\varnothing 4 \text{ mm}$ | CX 4.0 PM |  |
| | for tubes with internal $\varnothing 6 \text{ mm}$ | CX 6.0 PM |  |
|  | Female contacts without closing valve | straight | |
| | for tubes with internal $\varnothing 1,6 \text{ mm}$ | CX 1.6 PF |  |
| | for tubes with internal $\varnothing 3 \text{ mm}$ | CX 3.0 PF |  |
| | for tubes with internal $\varnothing 4 \text{ mm}$ | CX 4.0 PF |  |
| | for tubes with internal $\varnothing 6 \text{ mm}$ | CX 6.0 PF |  |
|  | Female contacts with closing valve | straight | |
| | for tubes with internal $\varnothing 1,6 \text{ mm}$ | CX 1.6 VC |  |
| | for tubes with internal $\varnothing 3 \text{ mm}$ | CX 3.0 VC |  |
| | for tubes with internal $\varnothing 4 \text{ mm}$ | CX 4.0 VC |  |
| | for tubes with internal $\varnothing 6 \text{ mm}$ | CX 6.0 VC |  |

Materials

| | |
|---------|-----------------|
| Contact | polyamide (PA) |
| Colour | black, RAL 9005 |