

# W-TYPE – CKAW / MKAW

## Housings – 1 lever


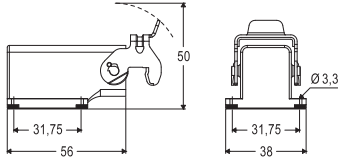

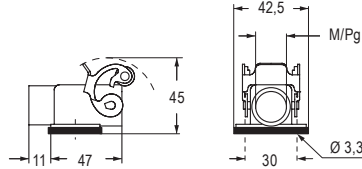

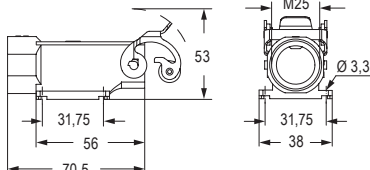

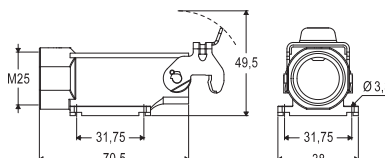
size **21.21**
**Aggressive  
Environments**


EN 60529	IP44
With CKR 65	IP66 / IP67 / IP69
UL 50 / UL 50E	Type 12
With CKR 65	Type 4 / 4X
Ambient temperature limits	-40 °C ... +125 °C
Mechanical life (cycles)	≥ 500

CE UK



ECBT2.E115072 | ECBT8.E115072

Item	Description	Part No.	Entry	Dimension
	Angled bulkhead mounting housings, 1 stainless steel rigid lever, fixing by 4 screws CQC, DNV, BV and cURus pending	<a href="#">CKAXXW 03IA4</a>		
	Angled bulkhead mounting housings, 1 stainless steel lever, with cable entry, open or closed bottom flange Not suitable for CQ4 series inserts	Open bottom flange <a href="#">MKAXW IAP20</a> <a href="#">CKAXW 03 IAP</a> Closed bottom flange <a href="#">MKAXW AP20</a> <a href="#">CKAXW 03 AP</a>	M20 Pg 11  M20 Pg 11	
	Angled surface mounting housings, 1 stainless steel lever, with cable entry, fixing by 4 screws, open or closed bottom flange	Open bottom flange <a href="#">MKAXW IAP25</a> Closed bottom flange <a href="#">MKAXW AP25</a>	M25  M25	
	Angled surface mounting housings, 1 stainless steel rigid lever, with cable entry, fixing by 4 screws, open or closed bottom flange CQC, DNV, BV and cURus pending	Open bottom flange <a href="#">MKAXXW IAP25</a> Closed bottom flange <a href="#">MKAXXW AP25</a>	M25  M25	

Compact 21.21 Inserts	Poles	Pages
CQ4 / CQ / CQY	40 A to 6,5 A	A.4-12
CK / JK / CKSH	10 A	A.16-19
CD / CDY	10 A	A.24-25

**Note:** to obtain the IP66 / IP67 / IP69 degree of protection it is necessary to replace the fixing screw supplied with all inserts, with the one with gasket included in the CKR 65 kit, to be purchased separately, except for the inserts listed below (already supplied with a fixing screw with gasket):

- CQF/M 07, CQF/M 12

### Accessories:



**CKR 65**  
gasket and screw kits for  
IP66 / IP67 / IP69  
Page A.67