
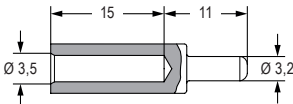

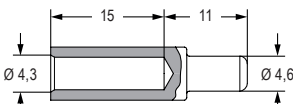

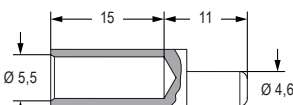

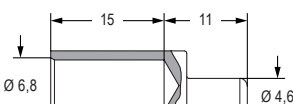



CGT

PE terminal adapters for MIXO frames

Item	Description	Part No.	Dimension
	PE wire terminal adapter 6 mm ² (10 AWG) Cannot be used with T-TYPE surface mounting housings and horizontal cable outlet hoods.	CGT 6.0	
	PE wire terminal adapter 10 mm ² (8 AWG) Cannot be used with T-TYPE surface mounting housings and horizontal cable outlet hoods.	CGT 10	
	PE wire terminal adapter 16 mm ² (6 AWG) Cannot be used with T-TYPE surface mounting housings and horizontal cable outlet hoods.	CGT 16	
	PE wire terminal adapter 25 mm ² (4 AWG) Cannot be used with T-TYPE surface mounting housings and horizontal cable outlet hoods.	CGT 25	
	Headless screw M4×6, stainless steel, kit of 10 pcs. For the use with T-TYPE bulkhead housings and vertical entry hoods it is needed to replace the M4 screw of the 6 mm ² PE contact of the frame with the headless screw CR VGM4	CR VGM4	

Materials

PE terminals	nickel-plated brass
--------------	---------------------

How to use the PE adapters:

- 1) Strip 15 mm of flexible PE protective cable.
- 2) Crimp the cable on the CGT adapter by using the **CPPZ C** pliers with the **CGD 10 C** dies for 6 mm² and 10 mm², **CGD 16 C** dies for 16 mm² and **CGD 25 C** dies for 25 mm².
- 3) Fix the adapter tip in the larger earth terminal (6 mm²) for **CGT 10**, **CGT 16**, **CGT 25** or in the smaller earth terminal (2,5 mm²) for **CGT 6.0** of frames CX...TM/TF.

Accessories

Pages

MIXO Frames

Metal frames for modular units

C.94-95