


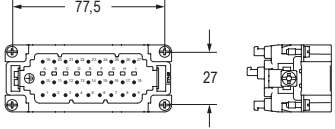

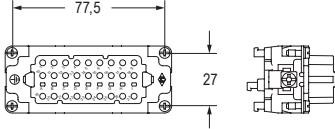


CDSH 27

10 A 400 Vsize **77.27****27 poles + ⊕****Tool-less connection – SQUICH®**

EN 61984 rating	10 A 400 V 6 kV 3
	10 A 400 / 690 V 6 kV 2
Rated voltage (UL / CSA)	600 V
Insulation resistance	≥ 10 GΩ
Contact resistance	≤ 3 mΩ
Ambient temperature limit	-40 °C ... +125 °C
Mechanical life (cycles)	≥ 500

C²A²US ECBT2.E115072 | ECBT8.E115072

Item	Description	Part No.	Dimension
	Male inserts with male contacts Spring clamp connections, with actuator button	CDSHM 27	
	Female inserts with female contacts Spring clamp connections, with actuator button	CDSHF 27	

Materials

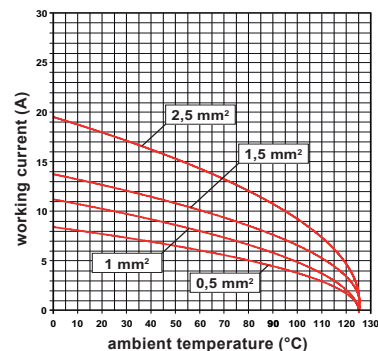
Insert	polycarbonate (PC)
UL 94 flame rating	V-0
Colour	pebble grey, RAL 7032
Contacts	built-in, copper alloy, silver ● plated

Wiring information

Wires cross sectional area	
- unprepared	0,14 mm ² - 2,5 mm ² (AWG 26-14)
- prepared	up to 1,5 mm ² (AWG 16)
Stripping length	9...11 mm

**CR CDS**
Coding pins
Page G.10**Enclosures size 77.27****Pages**

Heavy-Duty Applications	Pages
Metallic with C-TYPE lever	E.62-69
Metallic with IL-BRID lever	E.96-99,106
Metallic with JEI®-P lever	E.115-116,119
Metallic with V-TYPE IP67 lever	E.126,132-133
Thermoplastic T-TYPE	E.230-231,234-235
Aggressive Environments	
Metallic IP68 high protection	E.146-147
Metallic W-TYPE	E.158-159,164
Metallic E-Xtreme®	E.178-179,186-187,196
Thermoplastic T-TYPE/W	E.230-231,234-235
Specialized Applications	
EMC (Electromagnetic Shielding)	E.212-213,218
Hygienic series for food and beverage	E.246,248
Standard applications with Central lever	E.258-259
BIG Enclosures for multiple cable entries	E.270,276-277
COB system for switch cabinet	E.286-289
Light and Sound applications with JEI®-P lever	E.300-301

**CDSH 27 inserts max. current load derating diagram**