




VISUAL AND AUDIBLE SIGNALLING DEVICES

# INDEX

## TECHNICAL INFORMATION

▼ Technical info

see page 10



## MULTICOLOR



### ▼ S 370

Tricolor  
Quadricolor  
Multicolor with integrated sound  
Mounting accessories  
Mechanical drawings

see page 12  
see page 13  
see page 13  
see page 26  
see page 62



### ▼ S 300

Tricolor  
Mounting accessories  
Mechanical drawings

see page 14  
see page 35  
see page 62



### ▼ S 180

Bicolor  
Bicolor with integrated sound  
Mounting accessories  
Mechanical drawings

see page 15  
see page 15  
see page 44  
see page 63





## MODULAR STACK LIGHTS

### ▼ S 370

Main features	see page 16
Terminal unit	see page 19
Steady light unit	see page 19
Flashing light unit	see page 20
Strobe light unit	see page 20
Programmable light unit	see page 21
Multifunctional light unit	see page 21
Audio and optical combined unit	see page 22
Audible units	see page 24
LED and filament bulbs	see page 26
Mounting accessories	see page 26
Special accessories	see page 29
Mechanical drawings	see page 62



## ASSEMBLED STACK LIGHTS

### ▼ S 470

Main features	see page 30
Mounting accessories	see page 26
Mechanical drawings	see page 62



### ▼ S 450

Main features	see page 32
Mounting accessories	see page 26
Mechanical drawings	see page 63

### ▼ S 300

Main features	see page 34
Mounting accessories	see page 35
Mechanical drawings	see page 63

## VISUAL PANEL INDICATORS



### ▼ S 220

Main features	see page 36
Steady light indicator	see page 36
Flashing light indicator	see page 36
Mounting accessories	see page 35
Mechanical drawings	see page 63

## SIGNALLING LAMPS



### ▼ S 180 modular configuration

Main features	see page 38
Programmable light lamp	see page 39
Steady light lamp	see page 40
Flashing light lamp	see page 40
Light and audio integrated lamp	see page 41
LED and filament bulbs	see page 42
Mounting accessories	see page 44
Special accessories	see page 43
Mechanical drawings	see page 65



### ▼ Pre-assembled junction boxes

Main features	see page 45
Mechanical drawings	see page 66



### ▼ S 183

Main features	see page 46
Programmable light lamp	see page 46
Steady light lamp	see page 47
Flashing light lamp	see page 47
Mechanical drawings	see page 65



### ▼ S 185

Main features	see page 48
Programmable light lamp	see page 48
Steady light lamp	see page 49
Flashing light lamp	see page 49
Mechanical drawings	see page 65



### ▼ S 600

Steady beacon lamp	see page 50
Flashing beacon lamp	see page 51
Rotating beacon lamp	see page 52
Mechanical drawings	see page 67



## AUDIO AND OPTICAL COMBINED UNITS

### ▼ MULTICOLOR

Tricolor

Quadricolor

Bicolor

see page 13

see page 13

see page 15



### ▼ S 370

Steady light unit with pulse  
or continuous integrated sound

see page 22

Flashing light unit with pulse  
or continuous integrated sound

see page 22

Programmable light unit with pulse  
or continuous integrated sound

see page 23

Multifunctional light unit with pulse  
or continuous integrated sound

see page 23



### ▼ S 180

Light lamp and programmable  
integrated sound

see page 41

Light lamp and programmable  
integrated sound with separated  
control

see page 42



### ▼ S 230

Flashing indicator panel with  
buzzer pulse

see page 54


## AUDIBLE UNITS



### ▼ S 230

Buzzer pulse sound  
Buzzer pulse and continuous sound  
Mechanical drawings

see page 54  
see page 55  
see page 67



### ▼ S 187

With base type A  
With base type D  
With base and pole  
Mechanical drawings

see page 56  
see page 56  
see page 56  
see page 68



### ▼ S 710

Multitone element  
Mechanical drawings

see page 57  
see page 68



### ▼ S 750

Industrial air horns  
Mechanical drawings

see page 58  
see page 68

## LED BULBS

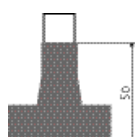


### ▼ LED bulbs

Bayonet BA 15d  
Bayonet BA 15s  
Bayonet BA 9s

see page 60  
see page 61  
see page 61

## MECHANICAL DRAWINGS



### ▼ Mechanical drawings

see page 62



The regulations give prominence to audible and light units because they allow to:


- increase workers, goods and environment safety
- make easier surveillance, control and maintenance of devices and process
- make faster the recognizable of process

The process and personnel tasks that have to be fulfilled involve the choice of particular signals.

## ■ LIGHT SIGNALLING

The use of colored signalling units is one of the most efficient means of communication.






Steady light unit with LED are commonly used to inform.



Intermittent light units with LED or strobe are commonly used to draw the attention and communicate alerts.



Every color has a specific meaning ( read the chart below) and must be easily recognized.

COLOR	COLOR CODES		
	MEANING		
	Environmental and personnel safety	Process condition	Device condition
	Danger	Emergency	Breakdown
	Warning/Attention	Abnormal	Abnormal
	Safety	Normal	Normal
	Obligation/ Action required		
	Has no a specific meaning		

The regulations specify that stack lights used for machinery must follow a right sequence from top to the bottom: red, yellow, blue, green and white.

## ■ AUDIBLE SIGNALLING

The message originate from an audible signalling is used when:

- optical codes have restrictions
- draw the personnel attention is required
- is necessary to have more info due to a critical situation
- info needs immediate effect
- info to codify are shorts and easy

Decibel

Bel (B) used to be the official measurement unit of sound and was replaced by Decibel ( dB) that is one/tenth of Bel. Decibel is a logarithmic measurement unit and depends by environmental states as frequency, speed, rain, foggy, moisture etc...



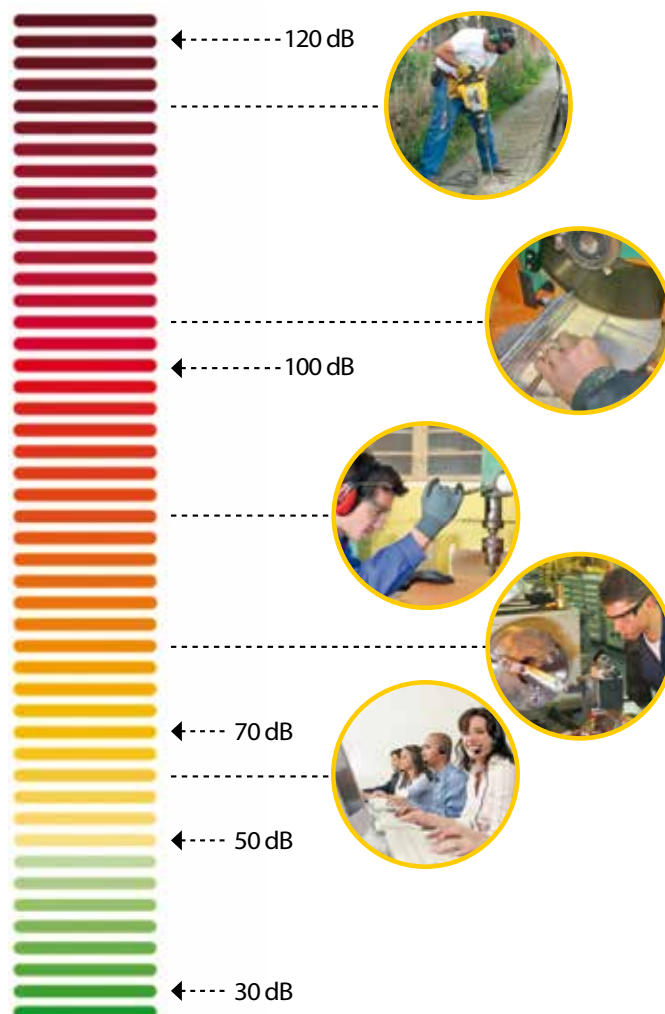
**Audible signalling** must be heard and easily understood from personnel and people around the area expected.

#### Recognizable

The audible signalling must be heard clearly and be distinguished from other noises or sounds around and have a specific meaning (EN7731).

#### Acoustic

Audible signalling must be heard clearly at distance. The acoustic pressure level A of the audible unit must be higher than acoustic pressure level of noises at least of 15dB.



#### How to calculate effective distance:

If sound spread in every direction, the level decrease by 6dB every twice the distance from source (take a look to the theoretical chart on the right).



Distance (mt)	Fade out (dB A)
1	– 0
2 (double of 1 meter)	– 6
4 (double of 2 meter)	– 12
8	– 18
16	– 24
32	– 30
64	– 36
128	– 42
256	– 48
512	– 54

#### ■ MTTFd

MTTF is the abbreviation of mean time to dangerous failure. It's a parameter used to identify reliability of one product as average life before a dangerous malfunction happens. MTTF is a statistic value, measured in years, recorded with tests and experiences and not give a guarantee of life or operating device. Many of our products have been tested. Contact us for further info.

# MULTICOLOR $\varnothing 70\text{mm}$

## S 370



This signal lamp match technology with appearance and meet the most complex requests from industry.



- One lamp, 6 simultaneous messages.
- When 2 or more alarms are present the color lights up alternatively according to the event occurred.
- Three kinds of lights: steady, flashing and rotating.
- Can be available in combination of another light unit (370 series).

### TECHNICAL FEATURES

#### Compliance

Directive 2006/95/EC Low Voltage  
Directive 2004/108/EC Electromagnetic Compatibility  
Directive 2011/65/EC RoHS  
Directive 2006/42/EC Machinery

#### Conformity to standards

EN 60947.5.1 - EN 60073 - EN 60529 - EN 60068-2-6 -  
EN 60204.1 - EN ISO 7731 - EN 981 - IEC 536

#### Material

Polycarbonate (PC)

#### Operating Voltage

24V DC (+/-10%)

#### Current

90 mA

#### Protection degree

IP 64 (if correctly assembled with cap and gasket), with audible IP 54

#### Protection against electric shock

Class II, safety insulation according to IEC 536

#### Resistance to vibrations

2 g min.(10 - 150 Hz)

#### Operating Temperature

- 20° C + 50° C

#### Number of combinable units

Max 2, except the QUADRICOLOR unit; Max 3, except the TRICOLOR unit

#### Connections

With screw cable clamp (maximum cable size 1,5mm<sup>2</sup>), placed inside the terminal unit

#### Sound

Pulse and continuous

#### Sound frequency

2900/3700 Hz

#### Effective dB, determined at a distance of 1 meter from sound module

90 dB

TYPE	ORDER CODES	NOTATION
QUADRICOLOR lamp, green, blue, amber and red. Steady or flashing light.	Type 04Q1B	Terminal unit, gray.
QUADRICOLOR lamp, green, blue, amber and red. Steady or flashing light.	Type 94Q1B	Terminal unit, black.
QUADRICOLOR lamp, green, blue, amber and red. Steady or flashing light.	Type 04Q7B	With integrated audible unit, terminal unit, gray.
QUADRICOLOR lamp, green, blue, amber and red. Steady or flashing light.	Type 94Q7B	With integrated audible unit, terminal unit, black.
TRICOLOR lamp, green, amber and red. Steady light.	Type 04T1B 532	Above tricolor is possible to add other units, terminal unit is gray.
TRICOLOR lamp, blue, amber and red. Steady light.	Type 04T1B 632	Above tricolor is possible to add other units, terminal unit is gray.
TRICOLOR lamp, green, amber and red. Steady light.	Type 94T1B 532	Above tricolor is possible to add other units, terminal unit is black.
TRICOLOR lamp, blue, amber and red. Steady light.	Type 94T1B 632	Above tricolor is possible to add other units, terminal unit is black.
TRICOLOR lamp, green, amber and red. Steady light.	Type 04T5B 532	Under tricolor is possible to add other units, terminal unit is gray.
TRICOLOR lamp, blue, amber and red. Steady light.	Type 04T5B 632	Under tricolor is possible to add other units, terminal unit is gray.
TRICOLOR lamp, green, amber and red. Steady light.	Type 94T5B 532	Under tricolor is possible to add other units, terminal unit is black.
TRICOLOR lamp, blue, amber and red. Steady light.	Type 94T5B 632	Under tricolor is possible to add other units, terminal unit is black.
TRICOLOR lamp, green, amber and red. Steady, flashing and rotating light.	Type MZ4T5B 532	Under tricolor is possible to add other units, terminal unit is gray.
TRICOLOR lamp, blue, amber and red. Steady, flashing and rotating light.	Type MZ4T5B 632	Under tricolor is possible to add other units, terminal unit is gray.
TRICOLOR lamp, green, amber and red. Steady, flashing and rotating light.	Type MN4T5B 532	Under tricolor is possible to add other units, terminal unit is black.
TRICOLOR lamp, blue, amber and red. Steady, flashing and rotating light.	Type MN4T5B 632	Under tricolor is possible to add other units, terminal unit is black.
TRICOLOR lamp, green, amber and red. Steady light.	Type 04T7B 532	With integrated audible unit terminal unit gray.
TRICOLOR lamp, blue, amber and red. Steady light.	Type 04T7B 632	With integrated audible unit terminal unit gray.
TRICOLOR lamp, green, amber and red. Steady light.	Type 94T7B 532	With integrated audible unit terminal unit black.
TRICOLOR lamp, blue, amber and red. Steady light..	Type 94T7B 632	With integrated audible unit terminal unit black.
TRICOLOR lamp, green, amber and red. Steady, flashing and rotating light.	Type MZ4T7B 532	With integrated audible unit terminal unit gray.
TRICOLOR lamp, blue, amber and red. Steady, flashing and rotating light.	Type MZ4T7B 632	With integrated audible unit terminal unit gray.
TRICOLOR lamp, green, amber and red. Steady, flashing and rotating light.	Type MN4T7B 532	With integrated audible unit terminal unit black.
TRICOLOR lamp, blue, amber and red. Steady, flashing and rotating light.	Type MN4T7B 632	With integrated audible unit terminal unit black.



COMBINED MULTICOLOR LIGHT AND AUDIO INTEGRATED TYPE 94T7B



TIPO 94T5B

The only one multicolor lamp that allow you to integrate information with audible or light unit.



TIPO 04T5B



- ➔ The future of simple light panel indicators
- ➔ Small size, great brightness
- ➔ Perfect for small machinery
- ➔ Different color combinations
- ➔ Easy to install, connect and flexible

### TECHNICAL FEATURES

#### Compliances

Directive 2006/95/EC Low Voltage

Directive 2004/108/EC Electromagnetic Compatibility

Directive 2011/65/EC RhOS

Directive 2006/42/EC Machinery

#### Conformity to standards

EN 60947.5.1 - EN 60073 - EN 60529 - EN 60068-2-6 - EN 60204.1 -

EN ISO 7731 - EN 981 - IEC 536

#### Material

Polycarbonate (PC)

#### Operating Voltage

24V DC (+/- 10%)

#### Current

20 mA

#### Protection degree

IP 54 (if correctly mounted ) according to EN 60529

#### Protection against electric shock

Class II, safety insulation (IEC 536)

#### Resistance to vibrations

2 g min.(10 - 150 Hz) according to EN 60068-2-6 AND 27

#### Operating Temperature

- 20° C + 50° C

#### Connections

with screw cable clamp (maximum cable size 1,5 mm<sup>2</sup>) seated at the bottom

Screw clamps with binding post gauge max. 1,5 mm<sup>2</sup>



NOTES	ORDER CODES	NOTES
TRICOLOR lamp, green, amber and red	TWR30 LMY532B	22 mm hole for direct mounting or with base and pole
TRICOLOR lamp, blue, amber and red	TWR30 LMY632B	22 mm hole for direct mounting or with base and pole
TRICOLOR lamp, white, amber and red	TWR30 LMY932B	22 mm hole for direct mounting or with base and pole
TRICOLOR lamp, blue, white and red	TWR30 LMY692B	22 mm hole for direct mounting or with base and pole



- With 2 alarms on, the lamp light alternatively up, following the event occurred
- Bicolor lamp light, 1 lamp. 2 signalling lights
- Flashing light, different color combinations.
- Bright, compact, flexible, unique.
- Easy to install.

### TECHNICAL FEATURES

#### Compliance

Directive 2006/95/EC Low Voltage

Directive 2004/108/EC Electromagnetic Compatibility

Directive 2011/65/EC RhOS

Directive 2006/42/EC Machinery

#### Conformity to standards

EN 60947.5.1 - EN 60073 - EN 60529 - EN 60068.2.6 and

27 - EN 60204.1 - EN ISO 7731 - EN 981 - IEC 536

#### Material

Polycarbonate (PC)

#### Voltage

24 V DC

#### Current

45 mA

#### Sound frequency

4000 Hz

Effective dB, determined at a distance of 1 meter

from sound module

80 dB

#### Protection degree

IP 54, clamps IP 20 according to EN 60529

(with base 85-AS,CS,DS,IP30)

#### Protection against electric shock

Class II, safety insulation, IEC 536

#### Resistance to vibrations

2 g min.(10 - 150 Hz) according to EN 60068.2.6

#### Operating Temperature

- 20° C + 40° C

#### Connections

With screw cable clamp (maximum cable size 1,5mm<sup>2</sup>)

seated at the bottom

NOTES	ORDER CODES	NOTES
BICOLOR lamp, amber and red	Tipo AA4B32B	Dome height 65 mm 22 mm hole for direct mounting or with base and pole
BICOLOR lamp, amber and red	Tipo AF4B32B	Dome height 60 mm 22 mm hole for direct mounting or with base and pole
BICOLOR lamp, green and red	Tipo AA4B52B	Dome height 65 mm 22 mm hole for direct mounting or with base and pole
BICOLOR lamp, green and red	Tipo AF4B52B	Dome height 60 mm 22 mm hole for direct mounting or with base and pole
BICOLOR lamp, amber, red with integrated sound	Tipo AA4B732B	Dome height 65 mm 22 mm hole for direct mounting or with base and pole
BICOLOR lamp, amber, red with integrated sound	Tipo AF4B732B	Dome height 60 mm 22 mm hole for direct mounting or with base and pole
BICOLOR lamp, green, red with integrated sound	Tipo AA4B752B	Dome height 65 mm 22 mm hole for direct mounting or with base and pole
BICOLOR lamp, green, red with integrated sound	Tipo AF4B752B	Dome height 60 mm 22 mm hole for direct mounting or with base and pole





# MODULAR STACK LIGHTS

## S 370

### NO LIMIT STACK LIGHTS

*ClickClack*

An easy and functional accessory.  
Simplify stack light un-mounting, saving time and delivery costs.  
Re-mounting is faster and flawless.



### ANTI-TAMPERING MEASURE



With this important solution, nobody will be able to take a lamp apart without tools, solving the responsibility problems in case of accident.

### CUSTOM COLORS



Special colors for every customer request show how your satisfaction is important for us.

### MULTIFUNCTIONAL LAMP

1 lamp, 3 different kinds of lights.  
Steady, flashing and rotating.  
Light lamp personalization on request.




### ULTRA BRIGHT LED LIGHT LAMPS



Brighter than traditional lamps, ultra-bright LED guarantee a great light even in direct sunlight.  
Saving energy and vibration resistance are some of our LED characteristics.

## AN INCREDIBLE LIGHT LAMP.



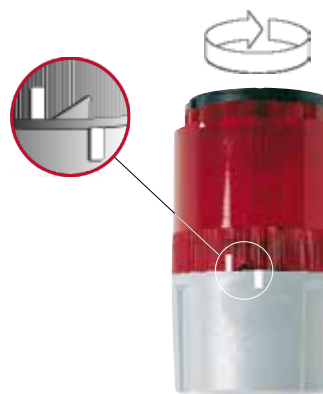


An incredible light lamp.  
1 lamp, 1 terminal unit but 3 different kind  
of power supplies.  
Every unit can be supplied in a different way  
without problems.

## ASSEMBLED AND WIRED



Lamps can be furnished assembled or  
pre-wired, 2 kinds of wiring, cable length  
500mm with 5 wires output or cable length  
300mm with connector M12 5 indicators  
output.

## MODULAR STACK LIGHT



A gentle pressure and a simple  
rotating movement allow you to  
mount or un-mount the lamp.



A bayonet insert enables  
you to join up to 7 units together  
electrically and mechanically.

## TECHNICAL FEATURES

### Compliance

Directive 2006/95/EC Low Voltage

Directive 2004/108/EC Electromagnetic Compatibility

Directive 2011/65/EC RoHS

Directive 2006/42/EC Machinery

### Conformity to standards

EN 60204.1 - EN 60947.5.1 - EN 60073 - EN 60529

EN 60068.2.6 - EN60068-2-27 - EN ISO 7731 - EN 981 - IEC 536

### Homologations



### Material

Visual and audio module, cable unit, cap and base: polycarbonate.

Tube: anodised aluminium or polycarbonate (PC).

### Operating Voltage

250 V max.

### Protection degree

IP 64 (if correctly assembled with cap and gasket), according to EN60529.

### Protection against electric shock

Class II, double safety insulation with polycarbonate poles, class I with metal poles according to IEC 536.

### Operating Temperature

- 20° C + 50° C (12V 40°C).

### Resistance to vibrations

2 g min.(10 - 150 Hz) according to EN 60068.2.6.

### Lens color

Amber - blue - yellow - neutral - green according to EN 60073.

### Bulb

Bayonet connection type: BA 15d - 5W max.

With flash circuits: Xenon bulbs.

### Number of combinable units

For all indicators: each cable unit can be combined with up to seven modular units (except for the single beacon type, which can be combined with maximum two units).

### Connections

With screw cable clamp( maximum cable size 1,5 mm<sup>2</sup>).

### Connection Id. Code

C - common to all signal units.

Numbers from 1 to 7 refer to each single module from the base to the top.

## MODULAR CONFIGURATION





## TERMINAL UNIT WITH CAP

Connections by means of clamps or prewired.

Clamps

Screw clamps with binding post.

Maximum gauge

1,5 mm<sup>2</sup>

Connection id. code

C - common to all units.

Numbers from 1 to 7 refer to the colors,  
from the base to the top.



ORDER CODES						
DARK GRAY		90-01	90-01PC	90R01	90-01CC	90-01CF
BLACK		90-02	90-02PC	90R02	90-02CC	90-02CF
LIGHT GRAY		90-07	90-07PC	90R07	90-07CC	90-07CF
DARK GRAY		90M01	90M01PC		90M01CC	90M01CF
BLACK		90M02	90M02PC		90M02CC	90M02CF
LIGHT GRAY		90M07	90M07PC		90M07CC	90M07CF

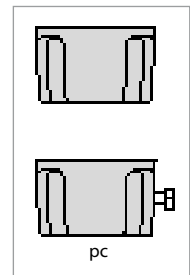
direct  
mounting  
or base  
and pole

with cable  
gland

with magnet

with cable 300 mm  
length and connector  
M12 with 5  
indicators output

with cable  
500 mm  
length, 5 wires  
output



## STEADY LIGHT UNIT

Light output

LED or filament bulb

Bulb type

with bayonet connection BA 15d

Operating Voltage

from 12 V up to 240 V DC/AC

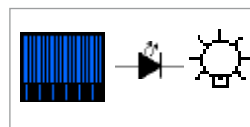
Current consumption

with 5 W filament bulbs:

24 V, 210 mA - 115 V, 43 mA - 240 V, 22 mA

with LED bulbs:

24 V, < 50 mA - 115 V, < 18 mA - 240 V, < 17 mA



bulbs not included			
COLOR	ORDER CODES		
	12-240V AC-DC		
	12-00	12D00	12Y00
	13-00	13D00	13Y00
	14-00	14D00	14Y00
	15-00	15D00	15Y00
	16-00	16D00	16Y00
	19-00	19D00	19Y00

with spread  
light

separated  
power supply

LED bulbs included			
COLOR	ORDER CODES		
	24V DC-AC	115V AC	240V AC
	12-4B	12-4F	12-4G
	13-4B	13-4F	13-4G
	14-4B	14-4F	14-4G
	15-4B	15-4F	15-4G
	16-4B	16-4F	16-4G
	19-4B	19-4F	19-4G

ultra bright LED included			
COLORE	ORDER CODES		
	24V DC-AC	115V AC	240V AC
	12H4B	12H4F	12H4G
	13H4B	13H4F	13H4G
	14H4B	14H4F	14H4G
	15H4B	15H4F	15H4G
	16H4B	16H4F	16H4G
	19H4B	19H4F	19H4G

## FLASHING LIGHT UNIT

Light output

LED or filament bulb

Bulb type

bayonet connection BA 15d

Operating Voltage

24 V - 115 V - 240 V DC/AC

Current consumption

with 5 W filament bulbs:

24 V DC - 130 mA / 24 V AC - 145 mA / 115 V AC/DC - 25 mA /

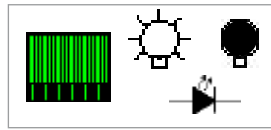
240 V AC/DC - 15 mA

with LED bulbs:

24 V, < 50 mA - 115 V, < 18 mA - 240 V, < 17 mA

Flash frequency

1.4 Hz approx. (84 flashes per min) according to EN60073



Filament bulb included				With LED bulbs included				With ultra bright LED bulbs included			
COLOR	ORDER CODES			COLOR	ORDER CODES			COLOR	ORDER CODES		
	24V DC-AC	115V AC	240V AC		24V DC-AC	115V AC	240V AC		24V DC-AC	115V AC	240V AC
●	22-24	22-15	22-30	●	22-4B	22-4F	22-4G	●	22H4B	22H4F	22H4G
●	23-24	23-15	23-30	●	23-4B	23-4F	23-4G	●	23H4B	23H4F	23H4G
●	24-24	24-15	24-30	●	24-4B	24-4F	24-4G	●	24H4B	24H4F	24H4G
●	25-24	25-15	25-30	●	25-4B	25-4F	25-4G	●	25H4B	25H4F	25H4G
●	26-24	26-15	26-30	●	26-4B	26-4F	26-4G	●	26H4B	26H4F	26H4G
●	29-24	29-15	29-30	●	29-4B	29-4F	29-4G	●	29H4B	29H4F	29H4G

## STROBE LIGHT UNIT

Light output

4-Joule xenon bulb

Operating Voltage

24 V DC/AC - 115 V AC - 240 V AC

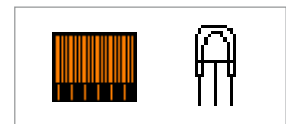
Current consumption

24 V DC, 75 mA - 24V AC, 135 mA -

115 V, 20 mA - 240 V, 15 mA

Flash frequency

1.4 Hz approx. (84 flashes per min.) according to EN 60073



COLOR	ORDER CODES		
	24V DC-AC	115V AC	240V AC
●	32-24	32-15	32-30
●	33-24	33-15	33-30
●	34-24	34-15	34-30
●	35-24	35-15	35-30
●	36-24	36-15	36-30
●	39-24	39-15	39-30

Xenon lamps included

## MULTIFUNCTIONAL ULTRA BRIGHT LED LIGHT UNIT

Light output  
36 ultra bright LED integrated

Lasting  
more than 50000 working hours

Operating modes  
steady, flashing or rotating light (to change the function shift the jumper inside)

Operating Voltage  
24 V DC/AC

Current consumption  
24 V DC, 55 mA - 24 V AC, 85 mA (the same for all the illumination functions)

Flash frequency  
1.4 Hz approx. (84 flashes per min.) according to EN 60073

Rotating frequency  
1 revolution per second approx.



COLOR	ORDER CODES		
	24V DC-AC		
●	42-24	42624	42D24
●	43-24	43624	43D24
●	44-24	44624	44D24
●	45-H4	456H4	45DH4
●	46-H4	466H4	46DH4
●	49-H4	496H4	49DH4

colored light units    neutral light units    colored light unit with spread light

## STEADY OR FLASHING LED LIGHT UNITS

Light output  
6 ultra bright LED integrated

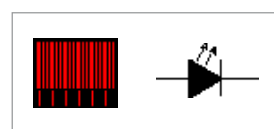
Lasting  
more than 50000 working hours

Operating modes  
Steady or flashing light (to change the function shift the jumper inside)

Operating Voltage  
24 V DC/AC

Current consumption  
30 mA (the same for all illumination modes)

Flash frequency  
1.4 Hz approx. (84 flashes per min.) according to EN 60073



COLOR	ORDER CODES	
	24V DC-AC	
●	42-KB	426KB
●	43-KB	436KB
●	44-KB	446KB
●	45-KB	456KB
●	46-KB	466KB
●	49-KB	496KB

colored light units    neutral light units



## STEADY UNIT AND INTEGRATED PULSE SOUND

Combined beacon (steady) and sounder with pulse or continuous audio signal.  
The sounder can be fixed only as last sector.

Operating Voltage

24 V DC (ac)

Current consumption

with 5 W filament bulbs, continuous sound

24 V, 230 mA

with LED bulbs, continuous sound

24 V, 75 mA

Light output

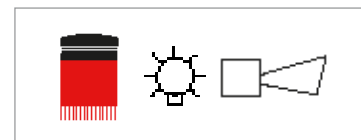
LED or filament bulb

Bulb type

with bayonet connection BA 15d

Sound frequency

600 - 3000 Hz



Type 127NB



Type 127EB

Bulbs not included

COLOR	ORDER CODES				
	85 dB/IP54 Separated control	85 dB/IP54 Separated control	85 dB/IP54 Common control	100 dB/IP 64 Common control	85 dB/ IP 54 separated power supply
●	127IB	127EB	12B73	127NB	127CB
●	137IB	137EB	13B73	137NB	137CB
●	147IB	147EB	14B73	147NB	147CB
●	157IB	157EB	15B73	157NB	157CB
●	167IB	167EB	16B73	167NB	167CB
●	127IB		19B73	197NB	197CB
	continuous sound	pulse sound	continuous sound	continuous sound	pulse or continuous sound

## FLASHING UNIT AND INTEGRATED PULSE SOUND

Combined beacon (flashing) and sounder with pulse or continuous audio signal.  
The sounder can be fixed only as last sector.

Operating Voltage

24 V AC/DC - 115 V - 240 V AC

Current consumption

with 5 W filament bulbs:

24 V DC - 230 mA / 24 V AC - 250 mA / 115 V AC - 35 mA / 240 V AC - 55 mA

with LED bulbs:

24 V, < 50 mA - 115 V, < 18 mA - 240 V, < 17 mA

Light output

LED or filament bulb

Bulb type

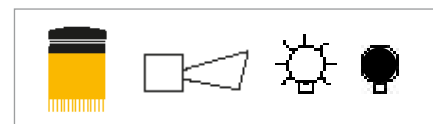
bayonet connection BA 15d

Flash frequency

1.4 Hz approx. (84 flashes per min.) according to EN 60073

Sound frequency

600 - 3000 Hz



Type 227NB



Type 227EB

Filament bulbs included

COLOR	ORDER CODES					
	85 dB/IP54 Separated control	100 dB/IP 64 Separated control	85 dB/IP 54 Common control	85 dB/IP 54 Common control	85 dB/IP 54 Common control	85 dB/ IP 54 Separated power supply
	24 V DC	24 V DC	24 V DC/AC	115 V AC	230 V AC	24 V DC
●	227EB	227NB	22B73	22F73	22G73	227CB
●	237EB	237NB	23B73	23F73	23G73	237CB
●	247EB	247NB	24B73	24F73	24G73	247CB
●	257EB	257NB	25B73	25F73	25G73	257CB
●	267EB	267NB	26B73	26F73	26G73	267CB
●	297EB	297NB	29B73	29F73	29G73	297CB
	pulse sound	pulse sound	pulse sound	pulse sound	pulse sound	pulse or continuous sound

# COMBINED MULTIFUNCTIONAL LIGHT LED AND AUDIBLE UNIT

Combined beacon (multifunction) and sounder with pulse or continuous audio signal.  
The sounder can be fixed only as last sector.

Operating Voltage

24 V DC (ac)

Current consumption

24 V DC, 75/130 mA

Light output

36 ultra bright LED integrated

Lasting

more than 50.000 working hours

Operating modes

Steady light, flashing or rotating light (to change the function shift the jumper inside)

Flash frequency

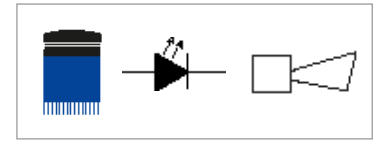
1.4 Hz approx. (84 flashes per min.) according to EN 60073

Rotation frequency

1 revolution per second approx.

Sound frequency

600 - 3000 Hz



Type 46R7TB



Type 46R7EB

COLOR	ORDER CODES			
	100 dB/IP 64 Separated control	85 dB/IP54 Separated control	100 dB/IP 64 Separated control	85 dB/ IP 54 Separated power supply
●	42R7TB	42R7EB	42R7NB	42R7CB
●	43R7TB	43R7EB	43R7NB	43R7CB
●	44R7TB	44R7EB	44R7NB	44R7CB
●	45R7TB	45R7EB	45R7NB	45R7CB
●	46R7TB	46R7EB	46R7NB	46R7CB
●	49R7TB	49R7EB	49R7NB	49R7CB
	continuousound	pulse sound	pulse sound	pulse or continuous sound

# COMBINED LIGHT AND AUDIBLE UNIT (steady or flashing light)

Combined beacon (multifunction) and sounder with pulse or continuous audio signal.  
The sounder can be fixed only as last sector.

Operating Voltage

24 V DC (ac)

Current consumption

24 V DC, 75/130 mA

Illumination

36 ultra bright LED integrated

Lasting

more than 50.000 working hours

Operating modes

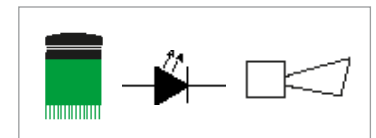
Steady or flashing light (to change the function shift the jumper inside)

Flash frequency

1.4 Hz approx. (84 flashes per min.) according to EN 60073

Sound frequency

600 - 3000 Hz



Type 45K7TB



Type 45K7EB

COLOR	ORDER CODES			
	100 dB/IP 64 Separated control	85 dB/IP54 Separated control	100 dB/IP 64 Separated control	85 dB/ IP 54 Separated power supply
●	42K7TB	42K7EB	42K7NB	42K7CB
●	43K7TB	43K7EB	43K7NB	43K7CB
●	44K7TB	44K7EB	44K7NB	44K7CB
●	45K7TB	45K7EB	45K7NB	45K7CB
●	46K7TB	46K7EB	46K7NB	46K7CB
●	49K7TB	49K7EB	49K7NB	49K7CB
	pulse sound	pulse sound	pulse sound	pulse or continuous sound

## AUDIO SIGNAL DEVICE TYPE 77 IP64

Already equipped with a cap, the audible unit can only be fitted to the top of tower light.

Sound

pulse or continuous (to change it, just remove or insert the relevant jumper in the printed circuit)

Sound frequency

2600 Hz according to EN 457

Signal repetition rate

1 Hz according to EN 457

effective dB ,determined at a distance of 1 meter from sound module

Type 77-24: pulse signal 84.5 dB - Continuous signal 82.6 dB

Type 77-15: pulse signal 78 dB - Continuous signal 75 dB

Type 77-30: pulse signal 78 dB - Continuous signal 75 dB

Operating Voltage

Type 77-24: 24 V DC/AC

Type 77-15: 115 V AC

Type 77-30: 240 V AC

Current consumption

Type 77-24: DC/AC, 200mA

Type 77-15: AC, 40mA

Type 77-30: AC, 30mA

Protection degree

IP64



### ORDER CODES

24V DC/AC	24V DC/AC	115V AC	240V AC
77-MB	77-24	77-15	77-30

## AUDIO SIGNAL DEVICE TYPE 71 AND 72

Already equipped with a cap, the audible unit can only be fitted to the top of tower light except.

71-NB and 71-PB mounted in every position of tower light

Sound

pulse or continuous

Sound frequency

3300 Hz-3700 Hz

Signal repetition rate

0.5 Hz

Effective dB ,determined at a distance of 1 meter from sound module

type 71: 85dB – type 75 dB

Operating Voltage

24 V DC/AC - 115/230V AC

Current consumption

24 V DC, 32 mA - 24 V AC, 35 mA, 230V, 20 mA

Protection degree

type71: IP30 – type 72:IP64



### ORDER CODES

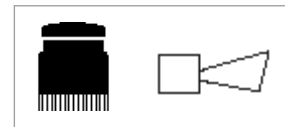
TYPE	TONES	POWER SUPPLY	LOUDNESS	NOTES
71-24	2 tones	24 V AC/DC	max dB 85	
71-3B	2 tones	24 V DC (ac)	max dB 85	Negative logic (C-)
71-5B	2 tones	24 V DC (ac)	max dB 85	Separated power supply
71-W0	2 tones	115/230 V AC	max dB 85	
72-24	2 tones	24 V AC/DC	max dB 75	
72-3B	2 tones	24 V DC (ac)	max dB 75	Negative logic (C-)
72-5B	2 tones	24 V DC (ac)	max dB 75	Separated power supply
72-W0	2 tones	115/230 V AC	max dB 75	
71-PB	2 tones	24 V DC (ac)	max dB 71	Positive logic (C +)
71-NB	2 tones	24 V DC (ac)	max dB 71	Negative logic (C-)



## AUDIO SIGNAL DEVICE TYPE 75 IP54

Already equipped with a cap, the audible unit can only be fitted to the top of tower light.

Type	ORDER CODES AND DATA						
75-MB	max dB 90	2900 Hz	16 tones	24 V ac/dc	40 mA	IP 54	Module black
75TMB	max dB 90	2900 Hz	16 tones	24 V ac/dc	40 mA	IP 54	Module black and gray
75-24	max dB 100	2900 Hz	2 tones	24 V ac/dc	200 mA	IP 54	Module black
75T24	max dB 100	2900 Hz	2 tones	24 V ac/dc	200 mA	IP 54	Module black and gray
75-RB	max dB 100	600 Hz	Pulse	24 V ac/dc	60 mA	IP 64	Module black
75TRB	max dB 100	600 Hz	Pulse	24 V ac/dc	60 mA	IP 64	Module black and gray
75-CB	max dB 100	600 Hz	Continuous	24 V ac/dc	60 mA	IP 64	Module black
75TCB	max dB 100	600 Hz	Continuous	24 V ac/dc	60 mA	IP 64	Module black and gray
75-1B	max dB 100	600 Hz	Pulse	24 V dc	60 mA	IP 64	Module black
75T1B	max dB 100	600Hz	Pulse	24 V dc	60 mA	IP 64	Module black and gray
75-W0	max dB 100	600Hz	Pulse	115/240 V ac	60 mA	IP 64	Module black
75TW0	max dB 100	600Hz	Pulse	115/240 V ac	60 mA	IP 64	Module black and gray
75-WC	max dB 100	600Hz	Continuous	115/240 V ac	60 mA	IP 64	Module black
75TWC	max dB 100	600Hz	Continuous	115/240 V ac	60 mA	IP 64	Module black and gray



## AUDIO SIGNAL DEVICE TYPE 73 IP54

Already equipped with a cap, the audible unit can only be fitted to the top of tower light.

Sound

pulse or continuous

Sound frequency

2900 Hz

Signal repetition rate

0.5 Hz

Effective dB determined at a distance of 1 meter from sound module

90 dB

Operating Voltage

24 V DC/AC, 115/230V AC

Current consumption

24V DC/AC, 30 mA, 230 V AC, 20 mA

Protection degree

IP54



ORDER CODES			
TYPE	SUPPLY	SOUND	ELEMENT
73-24	24 V ac/dc	2 tones	black
73T24	24 V ac/dc	2 tones	black and gray
73-5B	24 V ac/dc	2 tones	black
73T5B	24 V ac/dc	2 tones	black and gray
73-W0	115/240 V ac	2 tones	black
73TW0	115/240 V ac	2 tones	black and gray

# LED AND FILAMENT BULBS

## LED BULBS

### LED BULB BA15d

Lasting  
more than 25000 working hours  
No maintenance or service costs  
Perfect functioning also in case of strong vibrations or hits.

Low current consumption  
24 V DC/AC, < 50 mA - 115 V AC, < 18 mA - 240 V, < 17 mA  
use together with signalling domes whose have the same LEDs color



COLORS	ORDER CODES					
	24V DC-AC	115V AC	240V AC	24V DC-AC	115V AC	240V AC
●	11EB2	11EF2	11EG2	11KB2	11KF2	11KG2
● ●	11EB4	11EF4	11EG4	11KB4	11KF4	11KG4
●	11EB5	11EF5	11EG5	11KB5	11KF5	11KG5
●	11EB6	11EF6	11EG6	11KB6	11KF6	11KG6
●	11EB9	11EF9	11EG9	11KB9	11KF9	11KG9



## FILAMENT BULBS

### FILAMENT BA15d BULBS

Filament, shock-proof  
Duration: 2.000 working hours

ORDER CODES				
12V/5W	24V/5W	30V/5W	130V/5W	260V/5W
11-12	11S24	1130V	11E15	11E30



# ACCESSORIES

BASE WITH POLYCARBONATE EXTENSION POLES



		h 100 mm	h 200 mm	h 300 mm	h 400 mm	h 500 mm
gray	Ø 80	80-01	80-02	80-03	80-04	80-05
gray	Ø 70	54-01	54-02	54-03	54-04	54-05
light gray	Ø 70	54-71	54-72	54-73	54-74	54-75
black	Ø 80	80-10	80-20	80-30	80-40	80-50
black	Ø 70	54-10	54-20	54-30	54-40	54-50

POLYCARBONATE EXTENSION POLES



h 100 mm	
gray	88-01
light gray	88-71
black	88-10

BASE WITH POLYCARBONATE POLES FOR 90° FIXING



grigio	Ø 80	80-09
grigio	Ø 70	54-09
grigio chiaro	Ø 70	54-79
nero	Ø 80	80-90
nero	Ø 70	54-90

BASE WITH METAL EXTENSION POLES FOR 90° FIXING



gray	Ø 80	80M09
gray	Ø 70	54M09
light gray	Ø 70	54M79
black	Ø 80	80M90
black	Ø 70	54M90

METAL BASE (70mm) WITH EXTENSION POLES FOR 90° FIXING



POLE		
plastic		54MP9
metal		54MM9

MECHANICAL DRAWINGS → see page 64



NYLON-GLASS  
BRACKET FOR 90°  
FIXING



55P62



example  
of mounting

BASE WITH  
ALUMINIUM  
EXTENSION POLE



54M0X

		h 50 mm	h 100 mm	h 200 mm	h 300 mm	h 400 mm	h 500 mm
gray	Ø 80		80M01	80M02	80M03	80M04	80M05
gray	Ø 70	54M0X	54M01	54M02	54M03	54M04	54M05
light gray	Ø 70	54M7X	54M71	54M72	54M73	54M74	54M75
black	Ø 80		80M10	80M20	80M30	80M40	80M50
black	Ø 70		54M10	54M20	54M30	54M40	54M50

ADAPTERS FOR  
22-MM HOLE



88A22



example  
of mounting

ALUMINIUM  
POLES



h 100 mm	h 200 mm	h 300 mm	h 400 mm	h 500 mm	h 1000 mm
88M10	88M20	88M30	88M40	88M50	88M80

BLACK  
METAL BASE



Ø 70

h 20 mm 54M65

POLE FOR OUTDOOR  
MOUNTING



TYPE	DESCRIPTION
88N25	250 mm pole for outdoor mounting

ADAPTER



TYPE	DESCRIPTION
88A25	Adapter for 25 mm pole mounting

POLE FOR 22 mm  
HOLE MOUNTING



TYPE	DESCRIPTION
88F10	100 mm pole for 22 mm hole mounting
88F30	300 mm pole for 22 mm hole mounting

# S 370

## MODULAR STACK LIGHTS Ø 70mm

### ANTI-TAMPERING LOCK

- A screw block the wilful un-mount of light lamp
- Un-mount is possible only with tools
- This kind of stack light is sold assembled

TYPE	DESCRIPTION
-0Q	Add this following partial code to the product when ordering



Anti-tampering screw.

### EXCLUSIVE COLORS

To fulfill the huge customer request (available for small quantities, 24 pcs orders)

A wide range of colors are available

Only cap, terminal unit, base and poles are painted




TYPE	DESCRIPTION
90-0x/1018	Exclusive color
54-0x/1018	Add RAL color you need (ex. 1018) to the product, when ordering



# ClickClack

## STACK LIGHTS AND ACCESSORIES



- An easy rotation allow a quick installation without tool
- Quick stack light un-mount after assembly
- Reduce machinery obstruction (important for shipment)
- Lesser packaging and cheaper delivery costs
- Flawless and quick installation matched with connector version

TYPE	DESCRIPTION
80-KK	Add this following partial code to the product when ordering



# S 470

## ASSEMBLED STACK LIGHTS ø 70mm



- Stack light compact and assembled
- The right solution for warehouse management and facilitate orders
- Available pre-assembled with wires or connector M12, a great advantage for workers
- Ultra-bright LED for longlife and energy saving
- Available in different colors



### TECHNICAL FEATURES

#### Compliance

Directive 2006/95/EC Low Voltage

Directive 2004/108/EC Electromagnetic Compatibility

Directive 2011/65/EC RoHS

Directive 2006/42/EC Machinery

#### Conformity to standards

EN 60947.5.1 - EN 60073 - EN 60529 - EN 60068.2.6 and 27 -

EN 60204.1 - EN ISO 7731 - EN 981 - IEC 536

#### Material

polycarbonate (PC)

#### Operating Voltage

24V DC (+/-10%)

#### Current

40 mA per unit

#### Protection degree

IP 64 (if correctly assembled with cap and gasket), with  
audible IP 54

#### Protection against electric shock

Class II, safety insulation (IEC536)

#### Resistance to vibrations

2 g min. (10 - 150 Hz)

#### Operating Temperature

-20°C + 50°C

#### Lens color

orange, blue, yellow, white, red, green

#### Number of combinable units

max 6

#### Sound

type 1: 85dB, pulse or continuous

type 2: 100dB, pulse

type 3: 100dB, continuous

#### Connections

with screw cable clamp (maximum cable size 1,5 mm<sup>2</sup>)

TYPE	ORDER CODES
	DESCRIPTION
TCL92SB32	Black terminal unit, red and amber light units
TCL92SB52	Black terminal unit, red and green light units
TCL93SB532	Black terminal unit, red ,amber and green light units
TCL93AB532	Black terminal unit, red ,amber and green light unit , with integrated sound
TCL94SB5632	Black terminal unit, red, amber, blue and green light units
TCL94AB5632	Black terminal unit, red, amber, blue and green light units with audio integrated
TCL95SB95632	Black terminal unit, red, amber, blue, white and green light units
TCL95AB95632	Black terminal unit, red, amber, blue, white and green light units with audio integrated
TCL02SB32	Gray terminal unit, red and amber light units
TCL02SB52	Gray terminal unit, red and green light units
TCL03SB532	Gray terminal unit, red, green and amber light units
TCL03AB532	Gray terminal unit, red, green and amber light units with integrated sound
TCL04SB5632	Gray terminal unit, red, green, blue and amber light units
TCL04AB5632	Gray terminal unit, red, green, blue and amber light units with audio integrated
TCL05SB95632	Gray terminal unit, red, green, white, blue and amber light units
TCL05AB95632	Gray terminal unit, red, green, white, blue and amber light units with integrated audio



Add this following partial code to the product when ordering:

AU	For version with audible unit 1 (85 dB pulse and continuous sound)
AD	For version with audible unit 2 (100 dB pulse sound)
AT	For version with audible unit 3 (100 dB continuous sound)
CC	For pre-assembled cable 400 mm lenght and connector M12 with 5 indicators output
CF	For pre-assembled cable 400 mm lenght ,5 wires output
	Esempio example: TCL3SB532/AD/CC...black terminal unit, green, amber and red lights, integrated audible unit, pulse 85 dB and pre-assembled cable with M12 connector



# S 450

## ASSEMBLED STACK LIGHTS Ø 45mm



- Stack light 45mm diameter, compact and assembled
- The right solution for warehouse management and facilitate orders
- Available pre-assembled with wires or connector M12, a great advantage for workers
- Available in different colors, max 6 units
- Ultra-bright LED for longlife and energy saving

### TECHNICAL FEATURES

#### Compliance

Directive 2006/95/EC Low Voltage

Directive 2004/108/EC Electromagnetic Compatibility

Directive 2011/65/EC RoHS

Directive 2006/42/EC Machinery

#### Conformity to standards

EN 60947.5.1 - EN 60073 - EN 60529 - EN 60068.2.6 and 27 - EN 60204.1 -

EN ISO 7731 - EN 981 - IEC 536

#### Material

polycarbonate (PC)

#### Voltage range

24V DC (+/-10%)

#### Current

40 mA per unit

#### Protection degree

IP 64 (if correctly assembled with cap and gasket), with audible IP 54

Protection against electric shock  
class II, safety insulation (IEC 536)

#### Resistance to vibrations

2 g min. (10 - 150 Hz)

#### Operating Temperature

-20°C + 50°C

#### Number of combinable units

orange, blue, yellow, white, red, green

#### Number of combinable units

max 6

#### Sound

80 dB, pulse or continuous

#### Connections

screw clamps with binding post gauge max. 1,5 mm<sup>2</sup>





TYPE	ORDER CODES
	DESCRIPTION
FAL1YB x	1 color lamp unit (replace X with color number you need)
FAL2YB 52	2 colors lamp unit, green and red
FAL2AB 52	2 colors lamp unit, green and red with audible unit
FAL3YB 532	3 colors lamp unit, green, amber and red
FAL3AB 532	3 colors lamp unit, green, amber with audible unit
FAL4YB 5632	4 colors lamp unit, green, amber, blue and red
FAL4AB 5632	4 colors lamp unit, green, amber blue and red with audible unit
FAL5YB 95632	5 colors lamp unit, green, amber, blue, white and red
FAL5AB 95632	5 colors lamp unit, green, amber, blue, white and red with audible unit

Add this following partial code to the product when ordering

"01"	For version with gray terminal unit and direct mounting
"T1"	For version with gray terminal unit, base and pole height 100 mm
"02"	For version with black terminal unit and direct mounting
"T2"	For version with black terminal unit with base and pole 100 mm height
"06"	For version with neutral light lamps (colored LED)
"CC"	For version with pre-assembled cable 400mm lenght and connector M12 with 5 indicators output
"CF"	For version with pre-assembled cable 400 mm lenght and 5 wires output
	Replace x with: 2=red, 3=amber,4= yellow,5=green,6=blue,9=white when ordering
	Example: 3 colors lamp unit,green,amber and red,gray terminal unit and pre-assembled calbe with connector M12 =FAL3YB532/01/CC



CLICK CLACK → see page 29  
MECHANICAL DRAWINGS → see page 63  
IF NECESSARY, COMPLETE WITH MOUNTING ACCESSORIES → see page 26

# S 300

## SMALL SIZE ASSEMBLED STACK LIGHTS ø 30mm



- Reduced dimensions, great brightness
- Facility of wiring and flexibility of assembling distinguish this series.
- A lot of possible combinations.

### TECHNICAL FEATURES

#### Compliance

Directive 2006/95/EC Low Voltage

Directive 2004/108/EC Electromagnetic Compatibility

Directive 2011/65/EC RhOS

Directive 2006/42/EC Machinery

#### Conformity to standards

EN 60947.5.1 - EN 60073 - EN 60529 - EN 60068.2.6 and 27 - EN 60204.1 -

EN ISO 7731 - EN 981 - IEC 536

#### Material

polycarbonate (PC)

#### Operating Voltage

24V DC (+/-10%)

#### Current

20 mA per unit

#### Protection degree

IP 54 (if correctly assembled with cap and gasket) according to EN 60529

#### Protection against electric shock

Class II, safety insulation (IEC 536)

#### Resistance to vibrations

2 g min. (10 - 150 Hz) according to EN 60068-2-6

#### Operating Temperature

-20°C +50°C

#### Lens color

orange, blue, yellow, white, red, green

#### Number of combinable units

max 5

#### Sound

75dB, continuous

#### Connections

with Screw cable clamps (max cable size 1,5 mm²)







TYPE	ORDER CODES
	DESCRIPTION
TWR30 L1Y2B	Red light lamp
TWR30 L1Y3B	Amber light lamp
TWR30 L1Y4B	Yellow light lamp
TWR30 L1Y5B	Green light lamp
TWR30 L1Y6B	Blue light lamp
TWR30 L1Y9B	White light lamp
TWR30 L2Y52B	Green and red light lamp
TWR30 L3Y532B	Green, amber and red light lamp
TWR30 L3A532B	Green, amber and red light lamp with audible unit
TWR30 L4Y5632B	Green, amber, blue and red light lamp
TWR30 L4A5632B	Green, amber, blue and red light lamp with audible unit
TWR30 L5Y95632B	Green, amber, blue, white and red light lamp with audible unit

## ACCESSORIES



black

50-20

45 mm polycarbonate base



black

88-25

Extension pole 90 mm height



black

54-10

Polycarbonate base and pole



black

88-10

Polycarbonate extension pole



black

54-90

Polycarbonate base and pole  
for 90° fixing


black

54MP9

Metal base with polycarbonate pole  
for 90° fixing

# S 220

## PANEL INDICATOR LAMPS Ø 30mm



- Ultra bright LED light, steady or flashing light
- Bright light combined with elegance
- They can be wired perpendicularly and this enables to create particular compact installations
- Easy and quick mounting
- Fixed on panel up to 15 mm thickness

### TECHNICAL FEATURES

#### Compliance

Directive 2006/95/EC Low Voltage

Directive 2004/108/EC Electromagnetic Compatibility

Directive 2011/65/EC RhOS

Directive 2006/42/EC Machinery

#### Conformity to standards

EN 60947.5.1 - EN 60073 - EN 60529 - EN 60068.2.6 and 27

EN 60204.1 - EN ISO 7731 - EN 981 - IEC 536

#### Protection degree

IP 20 ( IP65 when mounted)

#### Lens color

orange, blue, yellow, white, red, green

#### Light output

ultra bright LED, last more than 25.000

COLOR	OEDER CODES			
	Steady light Colored dome 24 V DC-AC	Steady light Neutral dome 24 V DC-AC	Flashing light Colored dome 24 V DC-AC	Flashing light Neutral dome 24 V DC-AC
●	CD S124B	CD S6124B	CD S224B	CD S6224B
●	CD S134B	CD S6134B	CD S234B	CD S6234B
●	CD S144B	CD S6144B	CD S244B	CD S6244B
●	CD S154B	CD S6154B	CD S254B	CD S6254B
●	CD S164B	CD S6164B	CD S264B	CD S6264B
●	CD S194B	CD S6194B	CD S294B	CD S6294B



MECHANICAL DRAWINGS → see page 63  
IF NECESSARY, COMPLETE WITH MOUNTING ACCESSORIES → see page 35

## Notes

[illegible]

# S 180

## OPTICAL AND AUDIBLE MODULAR DEVICES

### S180 "A CUSTOM MADE LAMP"

This is our idea that lead us to create and engineering this modular lamp.



- Custom solutions keeping minimized costs and stock
- 10 different type of configurations for each lamp
- 8 different mounting, 4 kind of lights, 2 different domes
- A bayonet insert simplify maintenance and work
- Screw clamp terminal accessible and easy to extract



## TECHNICAL FEATURES

### Compliance

Directive 2006/95/EC Low Voltage

Directive 2004/108/EC Electromagnetic Compatibility

Directive 2011/65/EC RhOS

Directive 2006/42/EC Machinery

### Conformity to standards

EN 60947.5.1 - EN 60073 - EN 60529 - EN 60068.2.6 and 27 - EN 60204.1 -

EN ISO 7731 - EN 981 - IEC 536

### Material

polycarbonate (PC)

### Operating Voltage

max 250 V

### Protection degree

IP 54 - clamps IP 20 (with bases 85-AS, CS, DS and ES, IP30) - According to EN 60529

### Protection against electrical shock

class II, double insulation. According to IEC 536

### Operating temperature

-20°C + 50°C

### Resistance to vibrations

2 g min. (10 - 150 Hz) according to EN 60068.2.6

### Lens Color

amber - blue - yellow - neutral - red - green according to EN 60073

### Connections

with screw cable clamps (max cable size 1,5 mm<sup>2</sup>)



## STEADY OR FLASHING LED LIGHT LAMP

To change the function, shift the jumper inside.

### Light output

by means of ultra bright LEDs

### Lasting

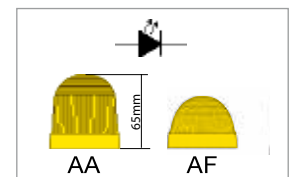
> 50.000 working hours

### Operating Voltage

24 V AC/DC -40 mA

### Flash frequency

approx. 1,4 Hz (84 flashes per minute) according to EN 60073



AA



AF

AA					AF				
COLOR	ORDER CODES				COLOR	ORDER CODES			
	Color dome 24 V DC-AC	Neutral dome 24 V DC-AC	Color dome 24 V DC-AC	Neutral dome 24 V DC-AC		Color dome 24 V DC-AC	Neutral dome 24 V DC-AC	Color dome 24 V DC-AC	Neutral dome 24 V DC-AC
●	AA42-BL	AA642-BL	AA42-BF	AA642-BF	●	AF42-BL	AF642-BL	AF42-BF	AF642-BF
●	AA43-BL	AA643-BL	AA43-BF	AA643-BF	●	AF43-BL	AF643-BL	AF43-BF	AF643-BF
●	AA44-BL	AA644-BL	AA44-BF	AA644-BF	●	AF44-BL	AF644-BL	AF44-BF	AF644-BF
●	AA45-BL	AA645-BL	AA45-BF	AA645-BF	●	AF45-BL	AF645-BL	AF45-BF	AF645-BF
●	AA46-BL	AA646-BL	AA46-BF	AA646-BF	●	AF46-BL	AF646-BL	AF46-BF	AF646-BF
●	AA49-BL	AA649-BL	AA49-BF	AA649-BF	●	AF49-BL	AF649-BL	AF49-BF	AF649-BF
Flashing light					Flashing light				
Steady light					Steady light				

Accessories, see page 43/44

## STEADY LIGHT UNIT

Bulb with bayonet connection type BA 15d 5W max.

Operating Voltage 24 V - 115 V - 240 V AC/DC

Current consumption with 5W

Filament bulbs: 24 V, 210 mA - 115 V, 43 mA - 240 V, 22 mA

With LED bulbs: 24 V, > a 50 mA - 115 V, > a 18 mA - 240 V, < 17 mA

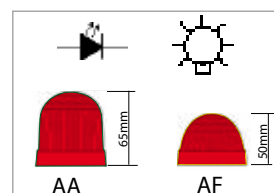
Light output by means of 6 ultra bright LEDs

Lasting > 50.000 working hours

Operating Voltage 24 V AC/DC - 115 V - 240 V AC/DC

Current consumption with LED bulbs 24 V - 50 mA, 115 V - 18 mA, 240 V - 17 mA

with filament bulb 5W: 24 V - 210 mA, 115 V - 43 mA, 240 V - 22 mA



AA	ORDER CODES						
COLOR	without bulb	24V DC-AC filament bulb included	115V AC	240V AC	24V DC-AC LED bulb included	115V AC	240V AC
●	AA12-00	AA12-24	AA12-15	AA12-30	AA12424	AA12415	AA12430
●	AA13-00	AA13-24	AA13-15	AA13-30	AA13424	AA13415	AA13430
●	AA14-00	AA14-24	AA14-15	AA14-30	AA14424	AA14415	AA14430
●	AA15-00	AA15-24	AA15-15	AA15-30	AA15424	AA15415	AA15430
●	AA16-00	AA16-24	AA16-15	AA16-30	AA16424	AA16415	AA16430
●	AA19-00	AA19-24	AA19-15	AA19-30	AA19424	AA19415	AA19430



AA



AF

AF	ORDER CODES						
COLOR	without bulb	24V DC-AC filament bulb included	115V AC	240V AC	24V DC-AC LED bulb included	115V AC	240V AC
●	AF12-00	AF12-24	AF12-15	AF12-30	AF12424	AF12415	AF12430
●	AF13-00	AF13-24	AF13-15	AF13-30	AF13424	AF13415	AF13430
●	AF14-00	AF14-24	AF14-15	AF14-30	AF14424	AF14415	AF14430
●	AF15-00	AF15-24	AF15-15	AF15-30	AF15424	AF15415	AF15430
●	AF16-00	AF16-24	AF16-15	AF16-30	AF16424	AF16415	AF16430
●	AF19-00	AF19-24	AF19-15	AF19-30	AF19424	AF19415	AF19430

Accessories, see page 43/44

## STEADY OR FLASHING LIGHT UNIT

To change the function, shift the jumper is inside.

Bulb with bayonet connection type BA 15d - 5W max.

Operating Voltage 24 V - 115 V - 240 V AC/ DC

Current consumption

Flashing light:

with incandescent 5W bulbs:

24 V, 145 mA - 115 V, 25 mA - 230 V, 15 mA

With LED bulbs:

24 V, < a 50 mA - 115 V, < a 18 mA - 230 V, < a 17 mA

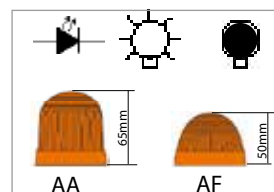
Steady light:

with incandescent 5W bulbs:

24 V, 210 mA - 115 V, 43 mA - 240 V, 22 mA

With LED bulbs: 24 V, < a 50 aM - 115 V, < a 18 mA - 240 V, < a 17 mA

Flash frequency approx. 1,4 Hz (84 flashes per minute) according to EN 60073



AA	ORDER CODES							
COLOR	12-48 V AC/DC without bulb	24-230 V AC without bulb	24V DC-AC filament bulb included	115V AC	240V AC	24V DC-AC LED bulb included	115V AC	240V AC
●	AA22-K0	AA22-W0	AA22-24	AA22-15	AA22-30	AA22424	AA22415	AA22430
●	AA23-K0	AA23-W0	AA23-24	AA23-15	AA23-30	AA23424	AA23415	AA23430
●	AA24-K0	AA24-W0	AA24-24	AA24-15	AA24-30	AA24424	AA24415	AA24430
●	AA25-K0	AA25-W0	AA25-24	AA25-15	AA25-30	AA25424	AA25415	AA25430
●	AA26-K0	AA26-W0	AA26-24	AA26-15	AA26-30	AA26424	AA26415	AA26430
●	AA29-K0	AA29-W0	AA29-24	AA29-15	AA29-30	AA29424	AA29415	AA29430



AA

AA	ORDER CODES							
COLOR	24-230 V AC without bulb	12-48 V AC/DC without bulb	240V AC	24V DC-AC filament bulb included	115V AC	240V AC	24V DC-AC LED bulb included	115V AC
●	AF22-K0	AF22-W0	AF22-24	AF22-15	AF22-30	AF22424	AF22415	AF22430
●	AF23-K0	AF23-W0	AF23-24	AF23-15	AF23-30	AF23424	AF23415	AF23430
●	AF24-K0	AF24-W0	AF24-24	AF24-15	AF24-30	AF24424	AF24415	AF24430
●	AF25-K0	AF25-W0	AF25-24	AF25-15	AF25-30	AF25424	AF25415	AF25430
●	AF26-K0	AF26-W0	AF26-24	AF26-15	AF26-30	AF26424	AF26415	AF26430
●	AF29-K0	AF29-W0	AF29-24	AF29-15	AF29-30	AF29424	AF29415	AF29430



AF

Accessories, see page 43/44

## STEADY OR FLASHING LIGHT UNIT WITH INTEGRATED SOUND

Flashing light unit with integrated pulse sound, common power supply.

Operating Voltage

24 V AC/ DC

Current consumption

Flashing light:

with incandescent 5W bulbs:

24 V, 145 mA - 115 V, 25 mA - 230 V, 15 mA

With LED bulbs:

24 V, < a 50 mA - 115 V, < a 18 mA - 230 V, < a 17 mA

Steady light

with incandescent 5W bulbs:

24 V, 210 mA - 115 V, 43 mA - 240 V, 22 mA

With LED bulbs: 24 V, < a 50 mA - 115 V, < a 18 mA - 240 V, < a 17 mA

Light output

by means of LED or filament bulbs

Flash frequency approx. 1,4 Hz (84 flashes per minute) according to EN 60073

Sound

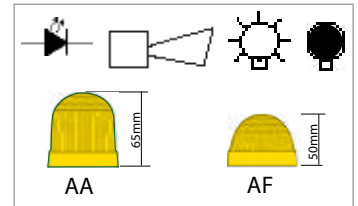
pulse or continuous













Sound frequency

4000Hz

Effective dB determined at a distance of 1 meter from sound module

pulse signal 80 dB



AA	ORDER CODES		AF	ORDER CODES	
COLOR	24 V DC (ac)		COLOR	24 V DC (ac)	
	filament bulb	LED bulb		filament bulb	LED bulb
	AA22-B7	AA224B7		AF22-B7	AF224B7
	AA23-B7	AA234B7		AF23-B7	AF234B7
	AA24-B7	AA244B7		AF24-B7	AF244B7
	AA25-B7	AA254B7		AF25-B7	AF254B7
	AA26-B7	AA264B7		AF26-B7	AF264B7
	AA29-B7	AA294B7		AF29-B7	AF294B7



Accessories, see page 43/44

## LED LIGHT UNIT WITH INTEGRATED SOUND

Flashing light unit with pulse sound, steady light unit with continuous sound, common power supply.

To change the function, shift the jumper inside.

Light output

by means of 6 ultra bright LED

Lasting

> 50000 hours

Operating voltage

24v ac/dc

Current consumption

24V AC/DC,55 mA

Flash frequency

approx. 1,4 Hz (84 flashes per minute) according to EN 60073

Sound frequency

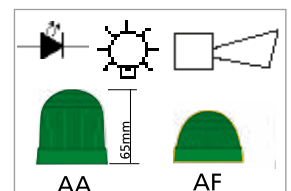
3500 Hz







Repetition signal frequency







1Hz according to EN 457

Effective dB determined at a distance of 1 meter from sound module

pulse signal 80 dB - continuous signal 77 dB (24VDC)



AA	ORDER CODES	
COLOR	24V DC-AC	
	flashing light with pulse sound	steady light with continuous sound
	AA42ABL	AA42ABF
	AA43ABL	AA43ABF
	AA44ABL	AA44ABF
	AA45ABL	AA45ABF
	AA46ABL	AA46ABF
	AA49ABL	AA49ABF

AA	ORDER CODES	
COLOR	24V DC-AC	
	flashing light with pulse sound	steady light with continuous sound
	AF42ABL	AF42ABF
	AF43ABL	AF43ABF
	AF44ABL	AF44ABF
	AF45ABL	AF45ABF
	AF46ABL	AF46ABF
	AF49ABL	AF49ABF



Accessories, see page 43/44



## LED LIGHT LAMP WITH INTEGRATED SOUND, SEPARATED CONTROL

Separated control  
pre-set with flashing light and pulse sound (to change the function shift the jumper inside)

Light output  
by means of ultra bright LEDs

Lasting  
> 50.000 working hours

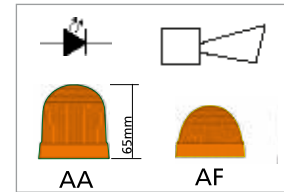
Operating Voltage  
12 or 24 V AC/DC

Current consumption  
24 V, 60 mA

Flash frequency  
approx. 1,4 Hz (84 flashes per minute) according to EN 60073

Sound frequency  
2900 Hz

Effective dB determined at a distance of 1 meter from sound module  
pulse signal 85 dB - continuous signal 82 dB (24VDC)



AA	ORDER CODES		AF	ORDER CODES	
COLOR	12 V DC-AC	24 V DC-AC	COLOR	12 V DC-AC	24 V DC-AC
●	AA427AL	AA427BL	●	AF427AL	AF427BL
●	AA437AL	AA437BL	●	AF437AL	AF437BL
●	AA447AL	AA447BL	●	AF447AL	AF447BL
●	AA457AL	AA457BL	●	AF457AL	AF457BL
●	AA467AL	AA467BL	●	AF467AL	AF467BL
●	AA497AL	AA497BL	●	AF497AL	AF497BL

Accessories, see page 43/44



## BULBS

### LED bulbs BA 15d

COLOR	ORDER CODES					
	24V DC-AC	115V AC	240V AC	24V DC-AC	115V AC	240V AC
●	11EB2	11EF2	11EG2	11KB2	11KF2	11KG2
●	11EB4	11EF4	11EG4	11KB4	11KF4	11KG4
●	11EB5	11EF5	11EG5	11KB5	11KF5	11KG5
●	11EB6	11EF6	11EG6	11KB6	11KF6	11KG6
●	11EB9	11EF9	11EG9	11KB9	11KF9	11KG9

Bulb "K"  
only for AA



### Filament bulbs BA 15d

ORDER CODES				
12V/5W	24V/5W	30V/5W	130V/5W	260V/5W
11-12	11S24	1130V	11E15	11E30





## ANTI-TAMPERING LOCK

- A screw block the wilful un-mount of light lamp
- Un-mount is possible only with tools
- This kind of lamp is sold assembled

TYPE	DESCRIPTION
-0Q	add this following partial code to the product when ordering



## ClickClack ACCESSORY

- An easy rotation allow a quick installation without tool
- Quick lamp un-mount after assembly
- Reduce machinery obstruction (important for shipment)
- Lesser packaging and cheaper delivery costs, flawless and quick installation matched with connector version



TYPE	DESCRIPTION
80-KK	80-kk click clack accessory for easy installation and removal of stack light

# BASES



**85-A0**  
Base diam. 85 mm



**85-AS**  
Base diam. 85 mm for acoustic



**85-B0**  
Shallow base diam. 60 mm



**85-E0**  
Base diam. 60 mm



**85-ES**  
Base diam. 60 mm for acoustic



**85-D0**  
Base for 22 mm hole mounting



**85-DS**  
Base for acoustic, 22 mm hole mounting



**85-C0**  
Adapter element



**85-CS**  
Adapter for acoustic element



**54-10**  
Base diam. 70 mm with 100 mm pole



**88-10**  
Extension pole, height 100 mm



**55P62**  
Bracket for 90° fixing



**54-90**  
Base with polycarbonate poles for 90° fixing



**54MP9**  
Metal base with 90° polycarbonate extension pole



**54MM9**  
Metal base and 90° extension pole

# PRE-ASSEMBLED JUNCTION BOXES

## WITH OPTICAL AND AUDIO DEVICES

- This system enable to create the most varied applications and configurations



- Arranged for mounting bases type 85-D0 and 85-D5



- The junction boxes have drills and cable glands included

### TECHNICAL FEATURES

#### Dimensions

For one indicator: 70x70x51

For two indicators: 70x140x51

#### Protection degree

IP65

#### Pre-set

85-D0 or 85-DS, cable gland (un-mounted) are included.

#### Material

ABS (RAL 7035)

#### Operating temperature

-25° + 70° C



#### ORDER CODES

pre-assembled for 1 lamp	CS 1001
pre-assembled for 2 lamps	CS 1002
standard junction box for 1 lamp	CS 1101
standard junction box for 2 lamps	CS 1102

# S 183

## OPTICAL SIGNAL DEVICES Ø 60mm



- Compact and easy to install
- Standard or ultra- bright LED
- Elegant line and great brightness
- Resistant to vibration and bad weather
- Sold with anti-tampering block

### TECHNICAL FEATURES

Compliance  
 Directive 2006/95/EC Low Voltage  
 Directive 2004/108/EC Electromagnetic Compatibility  
 Directive 2011/65/EC RhOS  
 Directive 2006/42/EC Machinery  
 Conformity to standards  
 EN 60947.5.1 - EN 60073 - EN 60529 - EN 60068.2.6 and 27  
 EN 60204.1 - EN ISO 7731 - EN 981 - IEC 536  
 Material  
 polycarbonate  
 Operating Voltage  
 max 250 V  
 Protection degree  
 IP 65 - According to EN 60529

Protection against electrical shock  
 Class II, double insulation. According to IEC 536  
 Operating temperature  
 -20°C + 50°C  
 Resistance to vibrations  
 2 g min. (10 - 150 Hz) according to EN 60068.2.6  
 Lens Color  
 amber - blue - yellow - neutral - red - green according to EN 60073  
 Connections  
 with screw cable clamp (max cable size 1,5 mm²)  
 Dimension  
 type A, 62 mm x 75 mm / type F, 62 mm x 60 mm

### FLASHING OR STEADY LED LIGHT UNIT

Pre-set with flashing light, (to change the function shift the jumper inside).


Light output  
 by means of ultra bright LEDs

Flash frequency  
 approx. 1,4 Hz (84 flashes per minute) according to EN 60073

Operating Voltage  
 24 V AC/DC

Current consumption  
 24V dc/ac - 40 mA

Lasting  
 > 50.000 working hours



BA	ORDER CODES		BF	ORDER CODES	
COLOR	Colored dome 24 V DC-AC	Neutral dome 24 V DC-AC	COLOR	Colored dome 24 V DC-AC	Neutral dome 24 V DC-AC
●	BA42-BL	BA642BL	●	BF42-BL	BF642BL
●	BA43-BL	BA643BL	●	BF43-BL	BF643BL
●	BA44-BL	BA644BL	●	BF44-BL	BF644BL
●	BA45-BL	BA645BL	●	BF45-BL	BF645BL
●	BA46-BL	BA646BL	●	BF46-BL	BF646BL
●	BA49-BL	BA649BL	●	BF49-BL	BF649BL

## STEADY LIGHT LED

Light output  
with ba15d ultra bright LED  
or filament bulb  
Operating voltage  
12-240V

Current consumption  
with incandescent 5W bulbs:  
24 V, 210 mA - 115 V, 43 mA - 240 V, 22 mA  
with LED bulbs:  
24 V, 35 mA - 115 V, 20 mA - 240 V, 22 mA

BA	ORDER CODES						
COLOR	12-230 V without bulb	24V DC-AC	115 V AC	230 V AC	24V DC-AC	115 V AC	230 V AC
		LED bulb included			Filament bulb included		
●	BA12-00	BA12424	BA12415	BA12430	BA12-24	BA12-15	BA12-30
●	BA13-00	BA13424	BA13415	BA13430	BA13-24	BA13-15	BA13-30
●	BA14-00	BA14424	BA14415	BA14430	BA14-24	BA14-15	BA14-30
●	BA15-00	BA15424	BA15415	BA15430	BA15-24	BA15-15	BA15-30
●	BA16-00	BA16424	BA16415	BA16430	BA16-24	BA16-15	BA16-30
●	BA19-00	BA19424	BA19415	BA19430	BA19-24	BA19-15	BA19-30

BF	ORDER CODES						
COLOR	12-230 V without bulb	24V DC-AC	115 V AC	230 V AC	24V DC-AC	115 V AC	230 V AC
		LED bulb included			Filament bulb included		
●	BF12-00	BF12424	BF12415	BF12430	BF12-24	BF12-15	BF12-30
●	BF13-00	BF13424	BF13415	BF13430	BF13-24	BF13-15	BF13-30
●	BF14-00	BF14424	BF14415	BF14430	BF14-24	BF14-15	BF14-30
●	BF15-00	BF15424	BF15415	BF15430	BF15-24	BF15-15	BF15-30
●	BF16-00	BF16424	BF16415	BF16430	BF16-24	BF16-15	BF16-30
●	BF19-00	BF19424	BF19415	BF19430	BF19-24	BF19-15	BF19-30

## FLASHING OR STEADY LIGHT UNIT

Light output  
with ba15d ultra bright LED or filament bulb  
Flash frequency: approx. 1,4 Hz (84 flashes per minute)  
according to EN 60073  
Operating voltage  
24V AC/DC, 115V AC, 230V AC

Current consumption  
with incandescent 5W bulbs:  
24 V, 220 mA - 115 V, 45 mA - 230 V, 25 mA  
with LED bulbs:  
24 V, 35 mA - 115 V, 20 mA - 230 V, 20 mA

BA	ORDER CODES							
COLOR	12-24 V AC-DCAC without bulb	24-230 V DC-AC without bulb	24V 115V AC		230V AC DC-AC	24 V	115 V AC	230 V AC
			LED bulb included			Filament bulb included		
●	BA22-K0	BA22-W0	BA22424	BA22415	BA22430	BA22-24	BA22-15	BA22-30
●	BA23-K0	BA23-W0	BA23424	BA23415	BA23430	BA23-24	BA23-15	BA23-30
●	BA24-K0	BA24-W0	BA24424	BA24415	BA24430	BA24-24	BA24-15	BA24-30
●	BA25-K0	BA25-W0	BA25424	BA25415	BA25430	BA25-24	BA25-15	BA25-30
●	BA26-K0	BA26-W0	BA26424	BA26415	BA26430	BA26-24	BA26-15	BA26-30
●	BA29-K0	BA29-W0	BA29424	BA29415	BA29430	BA29-24	BA29-15	BA29-30

BF	ORDER CODES							
COLOR	12-24 V AC-DCAC without bulb	24-230 V DC-AC without bulb	24V 115V AC		230V AC DC-AC	24 V	115 V AC	230 V AC
			LED bulb included			Filament bulb included		
●	BF22-K0	BF22-W0	BF22424	BF22415	BF22430	BF22-24	BF22-15	BF22-30
●	BF23-K0	BF23-W0	BF23424	BF23415	BF23430	BF23-24	BF23-15	BF23-30
●	BF24-K0	BF24-W0	BF24424	BF24415	BF24430	BF24-24	BF24-15	BF24-30
●	BF25-K0	BF25-W0	BF25424	BF25415	BF25430	BF25-24	BF25-15	BF25-30
●	BF26-K0	BF26-W0	BF26424	BF26415	BF26430	BF26-24	BF26-15	BF26-30
●	BF29-K0	BF29-W0	BF29424	BF29415	BF29430	BF29-24	BF29-15	BF29-30

# S 185

## OPTICAL SIGNAL DEVICES Ø 60mm



- Equipped with ultra bright LED
- Elegant line and great brightness
- Compact and easy to install
- 2 different domes in different colors
- Sold with anti-tampering block

### TECHNICAL FEATURES

#### Compliance

Directive 2006/95/EC Low Voltage.

Directive 2004/108/EC Electromagnetic Compatibility.

Directive 2011/65/EC RhOS

Directive 2006/42/EC Machinery.

#### Conformity to standards

EN 60947.5.1 - EN 60073 - EN 60529 - EN 60068.2.6 and 27

EN 60204.1 - EN ISO 7731 - EN 981 - IEC 536

#### Material

polycarbonate (PC)

#### Operating Voltage

max 250 V

#### Protection degree

IP 65 - According to EN 60529

#### Protection against electrical shock

Class II, double insulation. According to IEC 536

#### Resistance to vibrations

2 g min. (10 - 150 Hz) according to EN 60068.2.6

#### Operating temperature

-20°C +50°C

#### Lens Color

amber - blue - yellow - neutral - red - green

#### Connections

with screw cable clamps (max cable size 1,5 mm<sup>2</sup>)

#### Dimension

type A, 62 mm x 75 mm / type F, 62 mm x 60 mm

### FLASHING OR STEADY LED LIGHT UNIT

#### Light output

with ultra bright integrated LEDs

#### Lasting

more than 50.000 working hours

#### Operating Voltage

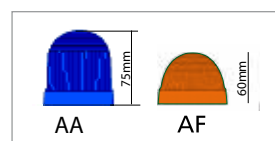
24 V DC/AC

#### Current consumption

24V AC/DC -40 mA

#### Flash frequency

1.4 Hz approx. (84 flashes per min.) according to EN 60073



CA	ORDER CODES		CF	ORDER CODES	
COLOR	Colored dome 24 V DC-AC	Neutral dome 24 V DC-AC	COLOR	Colored dome 24 V DC-AC	Neutral dome 24 V DC-AC
●	CA42-BL	CA642BL	●	CF42-BL	CF642BL
●	CA43-BL	CA643BL	●	CF43-BL	CF643BL
●	CA44-BL	CA644BL	●	CF44-BL	CF644BL
●	CA45-BL	CA645BL	●	CF45-BL	CF645BL
●	CA46-BL	CA646BL	●	CF46-BL	CF646BL
●	CA49-BL	CA649BL	●	CF49-BL	CF649BL



## STEADY LIGHT UNIT

Light output  
with ba15d ultra bright LED or filament bulb

Operating voltage  
12-240 V

Current consumption  
with incandescent 5W bulbs:  
24 V, 210 mA - 115 V, 43 mA - 240 V, 22 mA

with LED bulbs:  
24 V, 35 mA - 115 V, 20 mA - 240 V, 20 mA

BA	ORDER CODES						
COLOR	12-230 V Without bulb	24V DC-AC	115 V AC	230 V AC	24V DC-AC	115 V AC	230 V AC
		LED bulb included			Filament bulb included		
●	CA12-00	CA12424	CA12415	CA12430	CA12-24	CA12-15	CA12-30
●	CA13-00	CA13424	CA13415	CA13430	CA13-24	CA13-15	CA13-30
●	CA14-00	CA14424	CA14415	CA14430	CA14-24	CA14-15	CA14-30
●	CA15-00	CA15424	CA15415	CA15430	CA15-24	CA15-15	CA15-30
●	CA16-00	CA16424	CA16415	CA16430	CA16-24	CA16-15	CA16-30
●	CA19-00	CA19424	CA19415	CA19430	CA19-24	CA19-15	CA19-30

BF	ORDER CODES						
COLOR	12-230 V Without bulb	24V DC-AC	115 V AC	230 V AC	24V DC-AC	115 V AC	230 V AC
		LED bulb included			Filament bulb included		
●	CF12-00	CF12424	CF12415	CF12430	CF12-24	CF12-15	CF12-30
●	CF13-00	CF13424	CF13415	CF13430	CF13-24	CF13-15	CF13-30
●	CF14-00	CF14424	CF14415	CF14430	CF14-24	CF14-15	CF14-30
●	CF15-00	CF15424	CF15415	CF15430	CF15-24	CF15-15	CF15-30
●	CF16-00	CF16424	CF16415	CF16430	CF16-24	CF16-15	CF16-30
●	CF19-00	CF19424	CF19415	CF19430	CF19-24	CF19-15	CF19-30

## FLASHING OR STEADY LIGHT UNIT

Pre-set with flashing light, ( to change the function shift the jumper inside).

Light output  
with ba15d ultra bright LED or filament bulb

Operating voltage  
24V AC/DC, 115V AC, 230V AC

Current consumption  
with incandescent 5W bulbs:  
24 V, 220 mA - 115 V, 45 mA - 230 V, 25 mA

with LED bulbs:  
24 V, 35 mA - 115 V, 20 mA - 230 V, 20 mA

CA	ORDER CODES							
COLOR	12-24V AC-DCAC	24-230V DC-AC	24 V	115 V AC	230V AC DC-AC	24 V	115 V AC	230 V AC
	Without bulb	Without bulb	LED bulb included			Filament bulb included		
●	CA22-K0	CA22-W0	CA22424	CA22415	CA22430	CA22-24	CA22-15	CA22-30
●	CA23-K0	CA23-W0	CA23424	CA23415	CA23430	CA23-24	CA23-15	CA23-30
●	CA24-K0	CA24-W0	CA24424	CA24415	CA24430	CA24-24	CA24-15	CA24-30
●	CA25-K0	CA25-W0	CA25424	CA25415	CA25430	CA25-24	CA25-15	CA25-30
●	CA26-K0	CA26-W0	CA26424	CA26415	CA26430	CA26-24	CA26-15	CA26-30
●	CA29-K0	CA29-W0	CA29424	CA29415	CA29430	CA29-24	CA29-15	CA29-30

CF	ORDER CODES							
COLOR	12-24 V AC-DCAC	24-230 V DC-AC	24 V	115 V AC	230V AC DC-AC	24 V	115 V AC	230 V AC
	Without bulb	Without bulb	LED bulb included			Filament bulb included		
●	CF22-K0	CF22-W0	CF22424	CF22415	CF22430	CF22-24	CF22-15	CF22-30
●	CF23-K0	CF23-W0	CF23424	CF23415	CF23430	CF23-24	CF23-15	CF23-30
●	CF24-K0	CF24-W0	CF24424	CF24415	CF24430	CF24-24	CF24-15	CF24-30
●	CF25-K0	CF25-W0	CF25424	CF25415	CF25430	CF25-24	CF25-15	CF25-30
●	CF26-K0	CF26-W0	CF26424	CF26415	CF26430	CF26-24	CF26-15	CF26-30
●	CF29-K0	CF29-W0	CF29424	CF29415	CF29430	CF29-24	CF29-15	CF29-30

# S600

## BIG SIZE STATIC BEACONS



- Ultra bright LED lamp
- Equipped with Fresnel lens top to improve brightness
- Low consumption, controlled via remote source (PLC, control panel, etc.)

### TECHNICAL FEATURES

#### Compliance

Directive 2006/95/EC Low Voltage  
 Directive 2004/108/EC Electromagnetic Compatibility  
 Directive 2011/65/EC RoHS  
 Directive 2006/42/EC Machinery

#### Conformity to standards

EN 60947.5.1 - EN 60073 - EN 60529 - EN 60068.2.6 and 27 - EN 60204.1 - EN ISO 7731 - EN 981 - IEC 536

#### Light output

with ba15d ultra bright LED

#### Operating Voltage

max 24 V AC/DC, 115V AC, 230V AC

#### Current consumption

24 V, 35 mA - 115 V, 20 mA - 230 V, 20 mA

#### Protection degree

IP 65 - According to EN 60529

#### Protection against electrical shock

Class II, double insulation. (IEC 536)

#### Resistance to vibrations

2 g min. (10 - 150 Hz) according to EN 60068.2.6

#### Operating temperature

-25°C + 55°C

#### Material

dome polycarbonate (PC), base ABS (UV)

#### Lens Color

amber - blue - yellow - neutral - red - green

#### Connections

with screw clamps (max cable size 1,5 mm<sup>2</sup>)

#### Dimension

115 mm x 205 mm



COLOR	ORDER CODES		
	24V DC-AC	115V AC	230V AC
●	LF12-4B	LF12-4F	LF12-4G
●	LF13-4B	LF13-4F	LF13-4G
●	LF15-4B	LF15-4F	LF15-4G
●	LF16-4B	LF16-4F	LF16-4G
●	LF19-4B	LF19-4F	LF19-4G

# S 600

## BIG SIZE FLASHING BEACONS



- Ultra bright LED lamp
- Equipped with Fresnel lens top to improve brightness
- Low consumption, controlled via remote source (PLC, control panel, etc.)

### TECHNICAL FEATURES

#### Compliance

Directive 2006/95/EC Low Voltage

Directive 2004/108/EC Electromagnetic Compatibility

Directive 2011/65/EC RoHS

Directive 2006/42/EC Machinery

#### Conformity to standards

EN 60947.5.1 - EN 60073 - EN 60529 - EN 60068.2.6 and 27 - EN 60204.1 - EN ISO 7731 - EN 981 - IEC 536

#### Light output

with BA15d ultra bright LED

#### Operating Voltage

max 24 V AC/DC, 115V AC, 230V AC

#### Current consumption

24 V, 35 mA - 115 V, 20 mA - 230 V, 20 mA

#### Protection degree

IP 65 - According to EN 60529

#### Protection against electrical shock

Class II, double insulation. (IEC 536)

#### Resistance to vibrations

2 g min. (10 - 150 Hz) according to EN 60068.2.6

#### Operating temperature

-25°C + 55°C

#### Material

dome polycarbonate (PC), base ABS (UV)

#### Lens Color

amber - blue - yellow - neutral - red - green

#### Connections

with screw clamps (max cable size 1,5 mm<sup>2</sup>)

#### Dimension

150 mm x 205 mm



COLOR	ORDER CODES		
	24V DC-AC	115V AC	230V AC
●	LL22-4B	LL22-4F	LL22-4G
●	LL23-4B	LL23-4F	LL23-4G
●	LL25-4B	LL25-4F	LL25-4G
●	LL26-4B	LL26-4F	LL26-4G
●	LL29-4B	LL29-4F	LL29-4G

# S 600

## BIG SIZE ROTATING BEACONS



- Long-lasting, low consumption and continuous operation
- Great work against high vibrations and hit
- Equipped with LED bulbs and reflector

### TECHNICAL FEATURES

#### Compliance

Directive 2006/95/EC Low Voltage

Directive 2004/108/EC Electromagnetic Compatibility

Directive 2011/65/EC RhOS

Directive 2006/42/EC Machinery

#### Conformity to standards

EN 60947.5.1 - EN 60073 - EN 60529 - EN 60068.2.6 and 27 - EN 60204.1 - EN ISO 7731 - EN 981 - IEC 536

#### Light output

with ba15d ultra bright LED

#### Operating Voltage

24 V DC polarized diode

#### Current consumption

24 V, - 230 mA,

#### Rotating frequency

160 RPM

#### Protection degree

IP 65 - According to EN 60529

#### Protection against electrical shock

Class II, double insulation. (IEC 536)

#### Resistance to vibrations

2 g min. (10 - 150 Hz) according to EN 60068.2.6

#### Operating temperature

-25°C + 55°C

#### Material

dome polycarbonate (PC), base ABS (UV)

#### lens Color

amber - blue - yellow - neutral - red - green

#### Connections

with screw clamps (max cable size 1,5 mm<sup>2</sup>)

#### Dimension

150 mm x 205 mm



ORDER CODES		
COLOR	Colored dome	Neutral dome
●	LA52-4B	LA5264B
●	LA53-4B	LA5364B
●	LA55-4B	LA5564B
●	LA56-4B	LA5664B
●	LA59-4B	LA5964B

## Notes

[illegible]

# S 230

## BUZZERS FOR PANEL MOUNTING



- Wide range of piezo and magnetic buzzers for panel mounting
- Low current consumption and continuous operation
- Plug with screw connection for easy installation

### ECX71 TECHNICAL FEATURES

Audio signal device for panel mounting (Ø 22) pulse audio and visual signalling.

Sound frequency

+/- 3.500 Hz

Signal repetition frequency

+/- 1Hz

Effective dB determined at a distance of 1 meter from sound module

78 dB

Protection degree

IP20

Operating Voltage

24V DC/AC or 115 V AC, 230V AC

Current consumption

24V / 25 mA – 115 v /15 mA, 230V, 10 mA

Dimension

30 mm x 15 mm



#### ORDER CODES

24V DC-AC	115V AC	230V AC
ECX2071-24R	ECX2071-127R	ECX2071-230R

### ECX70 TECHNICAL FEATURES

Audio signal device for panel mounting (Ø 22 mm) pulse audio signalling.

Sound frequency

+/- 3.500 Hz

Signal repetition frequency

+/- 1Hz

Effective dB determined at a distance of 1 meter from sound module

78 dB

Protection degree

IP20

Operating Voltage

24V DC/AC, 48V AC/DC or 115 V AC, 230V AC

Current consumption

24V / 20mA, 48V /25mA, 115 v /15 mA, 230V /10mA

Operating temperature

-20°C + 50°C

Lasting

5.000 hours

Connections

by means of screw clamps

Max cable size

1,5 mm

Housing

ABS

Dimension

30 mm x 15 mm

#### ORDER CODES

24 V AC/DC	48 V AC/DC	115 V AC	230 V AC
ECX2070-24	ECX2070-48	ECX2070-127	ECX2070-230





## ECX28 TECHNICAL FEATURES

Audio signal device for panel mounting (Ø 28 mm)  
pulse or continuous audio signal.  
Sound frequency  
+/- 2.900 Hz  
Signal repetition frequency  
+/- 1Hz  
Effective dB determined at a distance of 1 meter from  
sound module  
95 dB  
Protection degree  
IP20  
Operating Voltage  
12V DC (ac), 24V DC (ac) 48V AC/DC

Current consumption  
12 V / 15 mA, 24V / 20mA, 48 V / 25mA  
Operating temperature  
-20°C + 50°C  
Lasting  
5.000 hours  
Connections  
by means of screw clamps  
Max cable size  
1,5 mm  
Housing  
ABS



### ORDER CODES

12 V DC (AC) ECX28100A	24 V DC (AC) ECX28100B	48 V AC/DC ECX28100D
---------------------------	---------------------------	-------------------------

## ECX32 TECHNICAL FEATURES

Audio signal device for panel mounting (Ø 28 mm)  
pulse or continuous audio signal.  
Sound frequency  
+/- 2.900 Hz  
Signal repetition frequency  
+/- 1Hz  
Effective dB determined at a distance of 1 meter from  
sound module  
95 dB  
Protection degree  
IP20  
Operating Voltage  
12 (10-28) V DC / (ac)

Current consumption  
12 V / 15 mA  
Operating temperature  
-20°C + 50°C  
Lasting  
5.000 hours  
Connections  
by means of screw clamps  
Max cable size  
1,5 mm  
Housing  
ABS



### ORDER CODES

12 V DC (AC) ECX32100A
---------------------------

## ECX55 TECHNICAL FEATURES

Sound frequency  
+/- 600 Hz  
Effective dB determined at a distance of 1 meter from  
sound module  
100 dB (24 V dc)  
Protection degree  
IP65  
Operating Voltage  
24 (18-30) V DC/(ac)

Current consumption  
60 mA  
Operating temperature  
-20°C + 50°C  
Connections  
with wires 250 mm lenght  
Housing  
ABS  
Dimension  
55 mm x 13 mm



### ORDER CODES

Pulse sound ECX55P100B	Continuous sound ECX55C100B
---------------------------	--------------------------------

# S 187

## AUDIBLE COMPACT UNITS



- 2 tones with remote control
- Different types of installation
- Powerful sound



### TECHNICAL FEATURES

Sound frequency  
+/- 3700 Hz

Signal repetition frequency  
+/- 1Hz

Effective dB determined at a distance of 1 meter from  
sound module  
pulse sound 85 dB-continuous sound 82 dB (24VDC)

Protection degree  
IP54 according to EN 60529

Operating Voltage  
24 (18-30) V DC

Current consumption  
20 mA

Operating temperature  
-20°C + 50°C

Connections  
with screw clamps, max cable size 1,5 mm

Housing  
polycarbonate

Dimension  
62 mm x 60 mm



- Audible unit for panel mounting (Ø 22mm)

ORDER CODE

AF700CB



- Audible unit with base for standard mounting

ORDER CODE

AF70FCB



- Audible unit with base and pole

ORDER CODE

AF70HCB

# S 710

## COMPACT ELECTRONIC SOUNDERS



- Higher sound output ,100dB with tone variaton (20 dB)
- 28 tones with frequency between 500 and 2900 Hz
- Remote control of a second tone
- IP65 and easy installation

### TECHNICAL FEATURES

Sound frequency  
500 to 2.900 Hz

Effective dB determined at a distance of 1 meter from  
sound module  
103 dB

Protection degree  
IP65

Operating Voltage  
12/24V DC- 100-260V AC

Operating temperature  
-20°C + 50°C

Connections  
with screw clamps, max cable size 1,5 mm

Housing  
ABS

Dimension  
101 mm x 100 mm



- Electronic sounder 100dB 100 dB, 28 tones, IP 65, 12/24 V DC, max 32 mA.



ORDER CODE

ECX101K

- Electronic sounder 100 dB, 8 tones, IP 65, 100/260 V AC, max 32 mA.



ORDER CODE

ECX101W

# S 750

## INDUSTRIAL AIR HORNS



- Suitable for industrial environments, included hazardous areas “EX”
- Low frequency tone
- High sound output: 125 dB

### TECHNICAL FEATURES

Sound frequency  
300 to 600 Hz (+/-10%)  
Effective dB determined at a distance of 1 meter from sound module  
125 dB  
Protection degree  
IP66 according to EN60529

Air pressure  
55-140 psi  
Air consumption  
50/133 L/min  
Operating temperature  
-30°C + 70°C  
Material  
Aluminium, Brass & Phosphur Bronze



ORDER CODES		
ECX198ECX360	ECX450	
600 Hz	370 Hz	300 Hz



## Notes

[illegible]

# LED BULBS

## Lasting

More than 50.000 working hours.

No maintenance/service costs

More safety for machines and their operators thanks to the great reliability of the indications.

Low current consumption, simple and lasting control units.

Perfect operation even in case of strong vibrations or hits.

Note: use always LED bulbs with the same color dome.

Filament bulbs have a light emission with continuous spectrum, i.e. the kind of light which includes the whole range of visible wavelengths. In this case, it is the dome of the indicators which has the function of filtering and let only those emissions pass whose wavelength corresponds to the colour chosen.

LED bulbs use a monochromatic light source, i.e. that kind of light consisting of electromagnetic waves which all have the same wavelength (with the exception of white LEDs, usually dichromatic). Together with these bulbs, the domes lose their function of filtering and they are used only to intensify luminosity.

If you use LED bulbs with white light together with domes of other colours, it means that the domes play again their filtering function, and it results that their luminosity is diminished.

## Voltage

12 - 24 - 48- 115 - 230 V (other kinds on demand)

Max current consumption

24 V DC/AC, < 50 mA -115 V AC, < 18 mA - 230 V AC, < 17 mA

## LED bulbs suitable for stack light and visual signalling:

10 LED, 9 for lateral light and 1 for frontal light

### BULBS 10 LED - BA 15d

COLOR	ORDER CODES		
	24V DC-AC	115V AC	230V AC
●	11EB2	11EF2	11EG2
● ●	11EB4	11EF4	11EG4
●	11EB5	11EF5	11EG5
●	11EB6	11EF6	11EG6
●	11EB9	11EF9	11EG9



Ø 23xH47

## LED bulbs suitable for stack light and visual signalling:

36 LED for lateral light and 9 for frontal light

### BULBS 45 LED - BA 15d

COLOR	ORDER CODES		
	24V DC-AC	115V AC	230V AC
●	11KB2	11KF2	11KF2
● ●	11KB4	11KF4	11KF4
●	11KB5	11KF5	11KF5
●	11KB6	11KF6	11KF6
●	11KB9	11KF9	11KF9



Ø 19xH47



## LED bulbs suitable for rotating lamps:

6 LED, 5 lateral light and 1 frontal light

### BULBS 6 LED - BA 15d

LL	ORDER CODES		
COLOR	24V DC-AC	115V AC	230V AC
●	11RB2	11RF2	11RG2
● ●	11RB4	11RF4	11RG4
●	11RB5	11RF5	11RG5
●	11RB6	11RF6	11RG6
●	11RB9	11RF9	11RG9



Ø 20xH44

## LED bulbs suitable for rotating lamps:

6 LED, 5 lateral light and 1 frontal light

### BULBS 6 LED - BA 15s

LL	ORDER CODES		
COLOR	24V DC-AC	115V AC	230V AC
●	1QRB2	1QRF2	1QRG2
● ●	1QRB4	1QRF4	1QRG4
●	1QRB5	1QRF5	1QRG5
●	1QRB6	1QRF6	1QRG6
●	1QRB9	1QRF9	1QRG9



Ø 20xH44

## LED bulbs suitable for visual indicators and buttons light panels:

1 LED for frontal light

### BULBS 1 LED - BA 9

COLOR	ORDER CODES			
	12V DC-AC	48V AC	115V AC	230V AC
●	1Y1A2	1Y1D2	1Y1F2	1Y1G2
● ●	1Y1A4	1Y1D4	1Y1F4	1Y1G4
●	1Y1A5	1Y1D5	1Y1F5	1Y1G5
●	1Y1A6	1Y1D6	1Y1F6	1Y1G6
●	1Y1A9	1Y1D9	1Y1F9	1Y1G9



Ø 10xH27

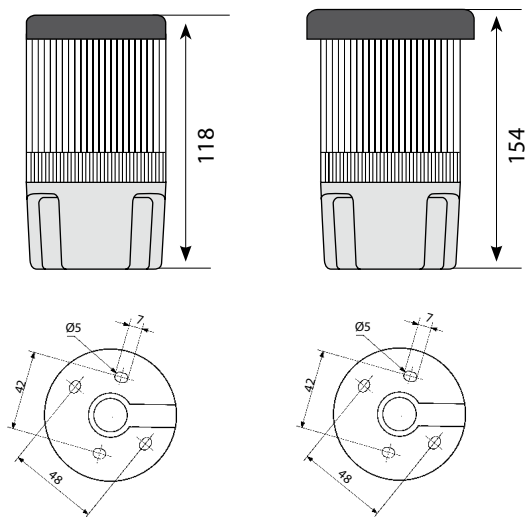


COLOR	24V DC-AC
●	1Y1B2
●	1Y1B4
●	1Y1B5
●	1Y1B6
●	1Y1B9

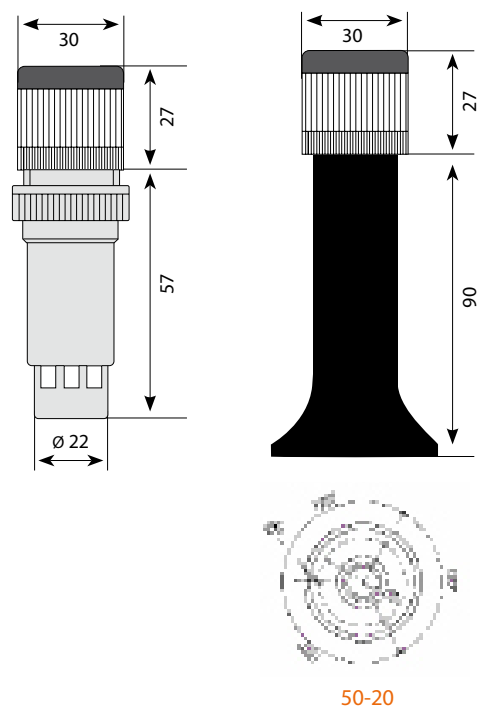


Ø 10xH24

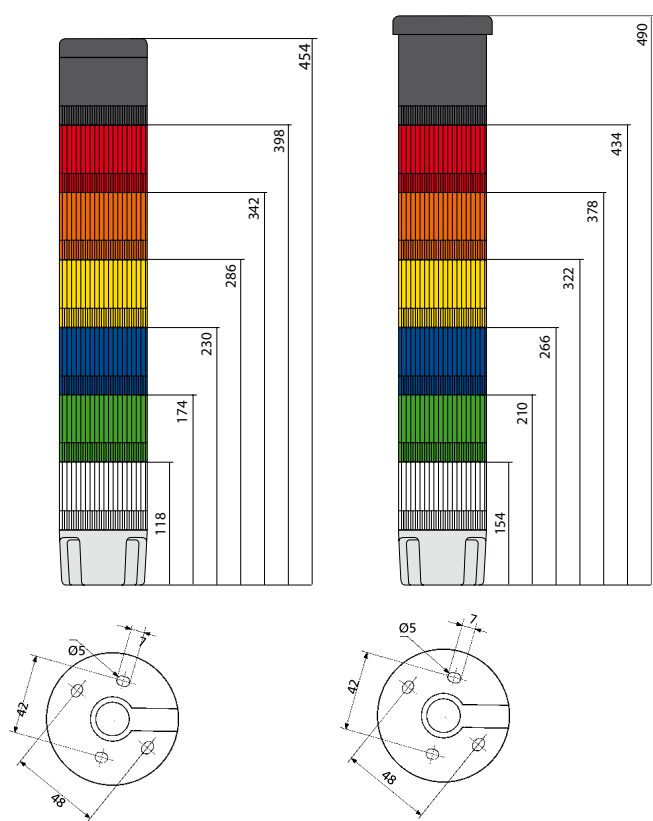
MULTICOLOR S370



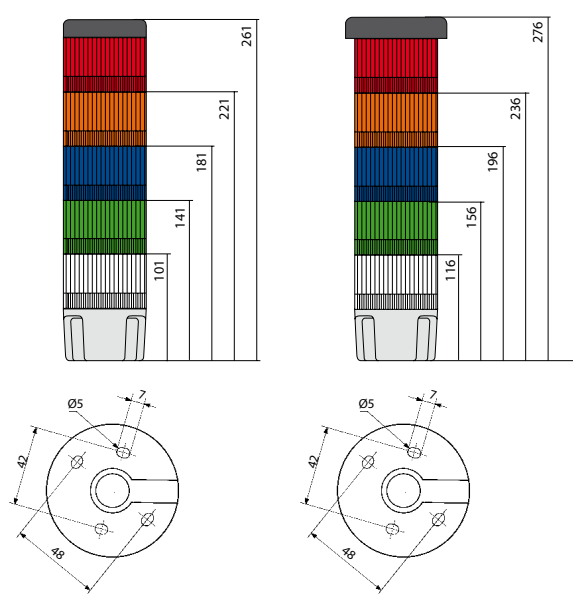
MULTICOLORS300



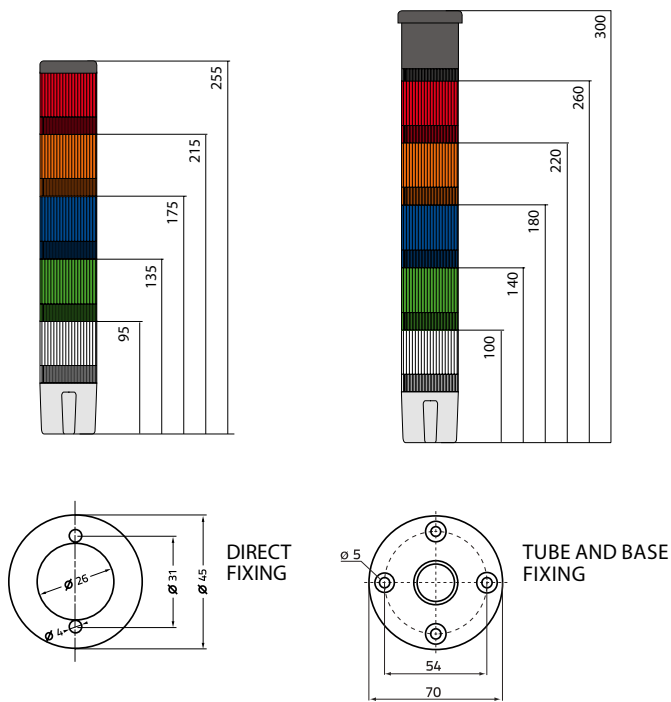
MODULAR STACK LIGHTS S370



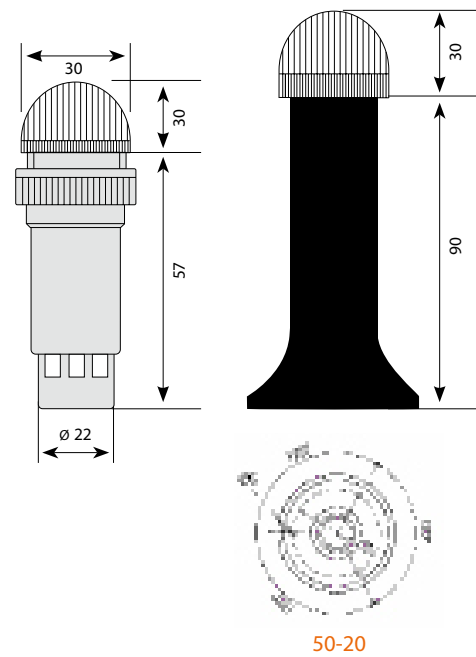
ASSEMBLED STACK LIGHTS S470



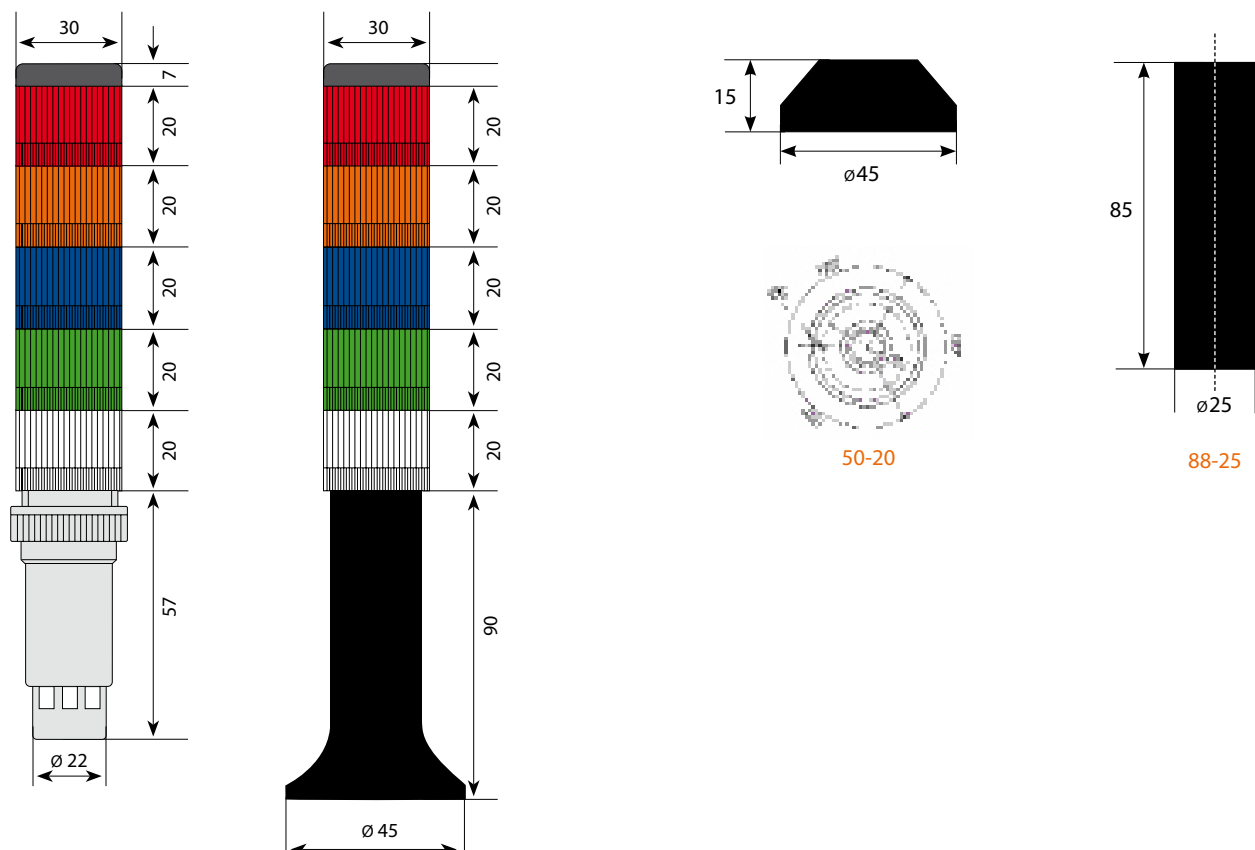
## ASSEMBLED STACK LIGHTS S450

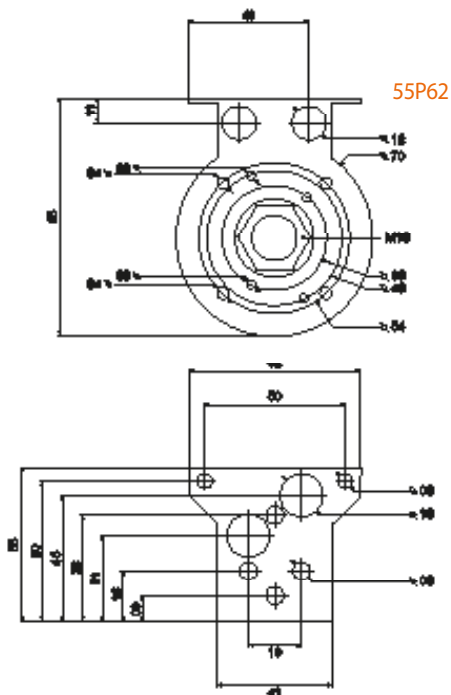


## VISUAL PANEL INDICATORS S220

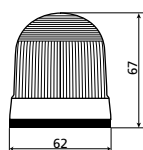


## ASSEMBLED STACK LIGHTS S300

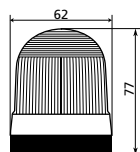




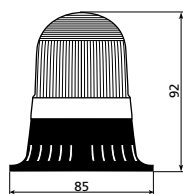
## OPTICAL AND AUDIBLE MODULAR DEVICES 180



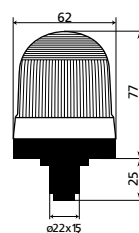
85-B0  
AA



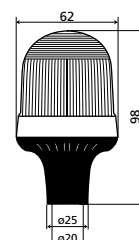
85-E0/S  
AA



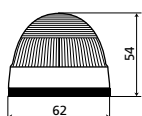
85-A0/S  
AA



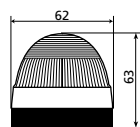
85-D0/S  
AA



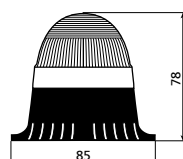
85-C0/S  
AA



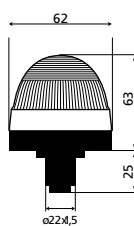
85-B0  
AF



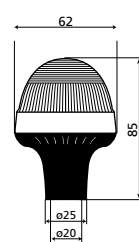
85-E0/S  
AF



85-A0/S  
AF

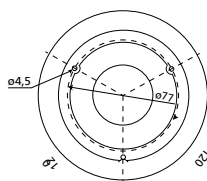
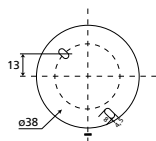
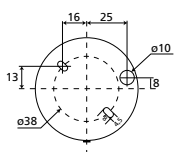


85-D0/S  
AF

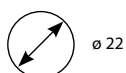
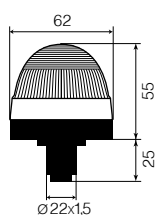
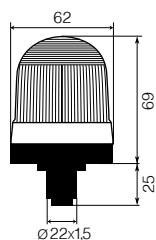


85-C0/S  
AF

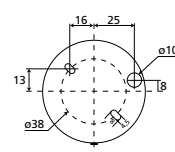
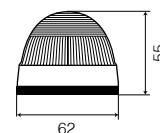
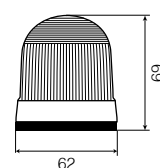
120



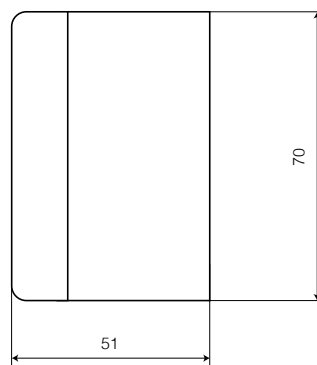
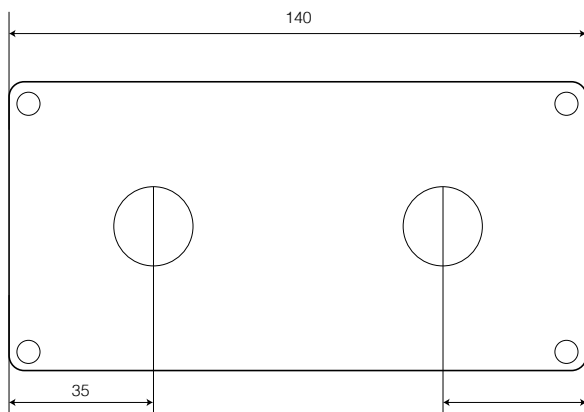
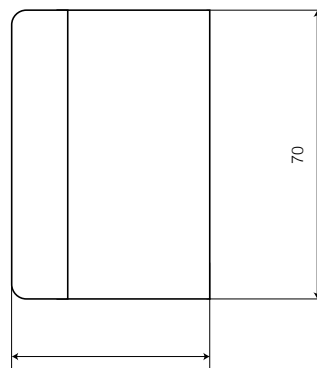
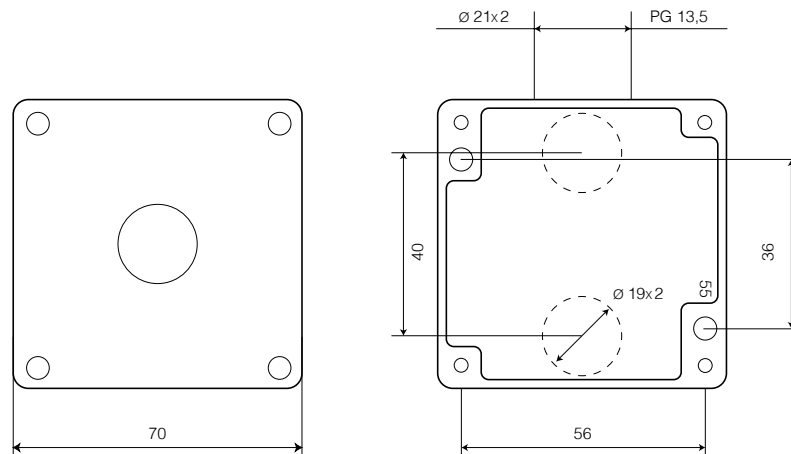
## OPTICAL SIGNAL DEVICES 183



## OPTICAL SIGNAL DEVICES 185

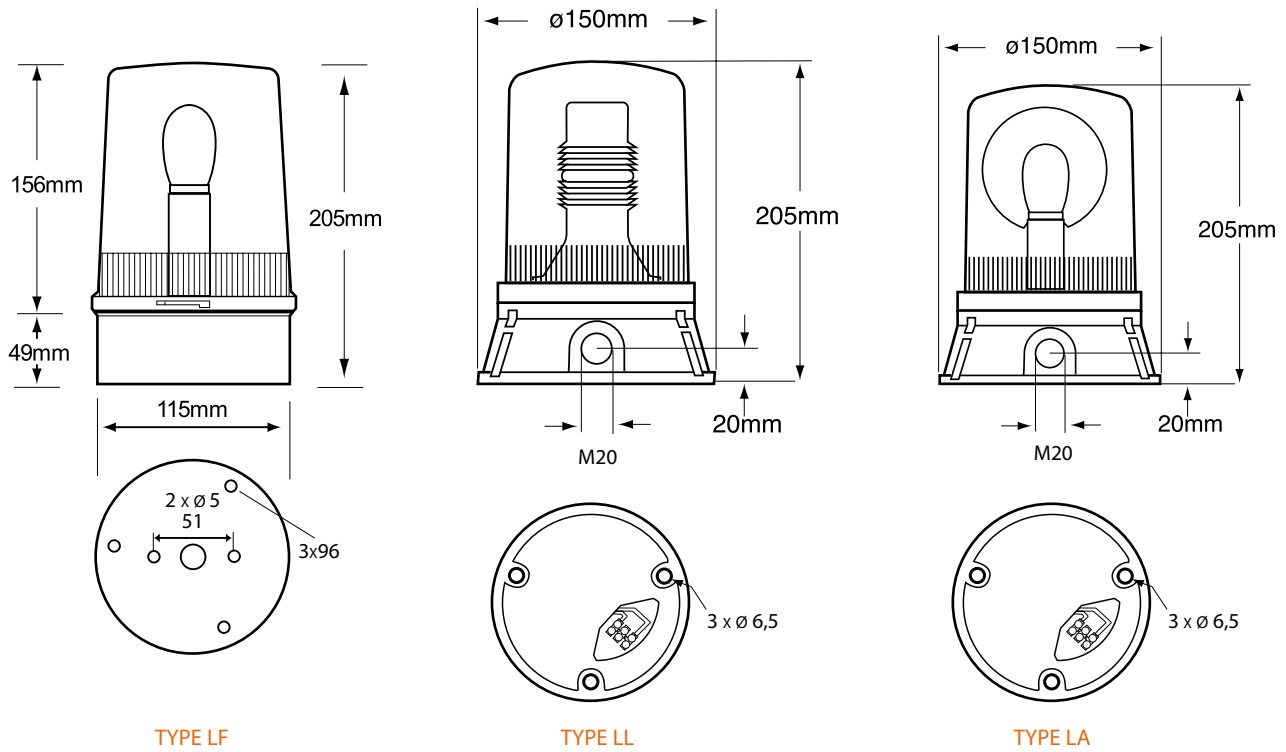


## PRE-ASSEMBLED JUNCTION BOXES

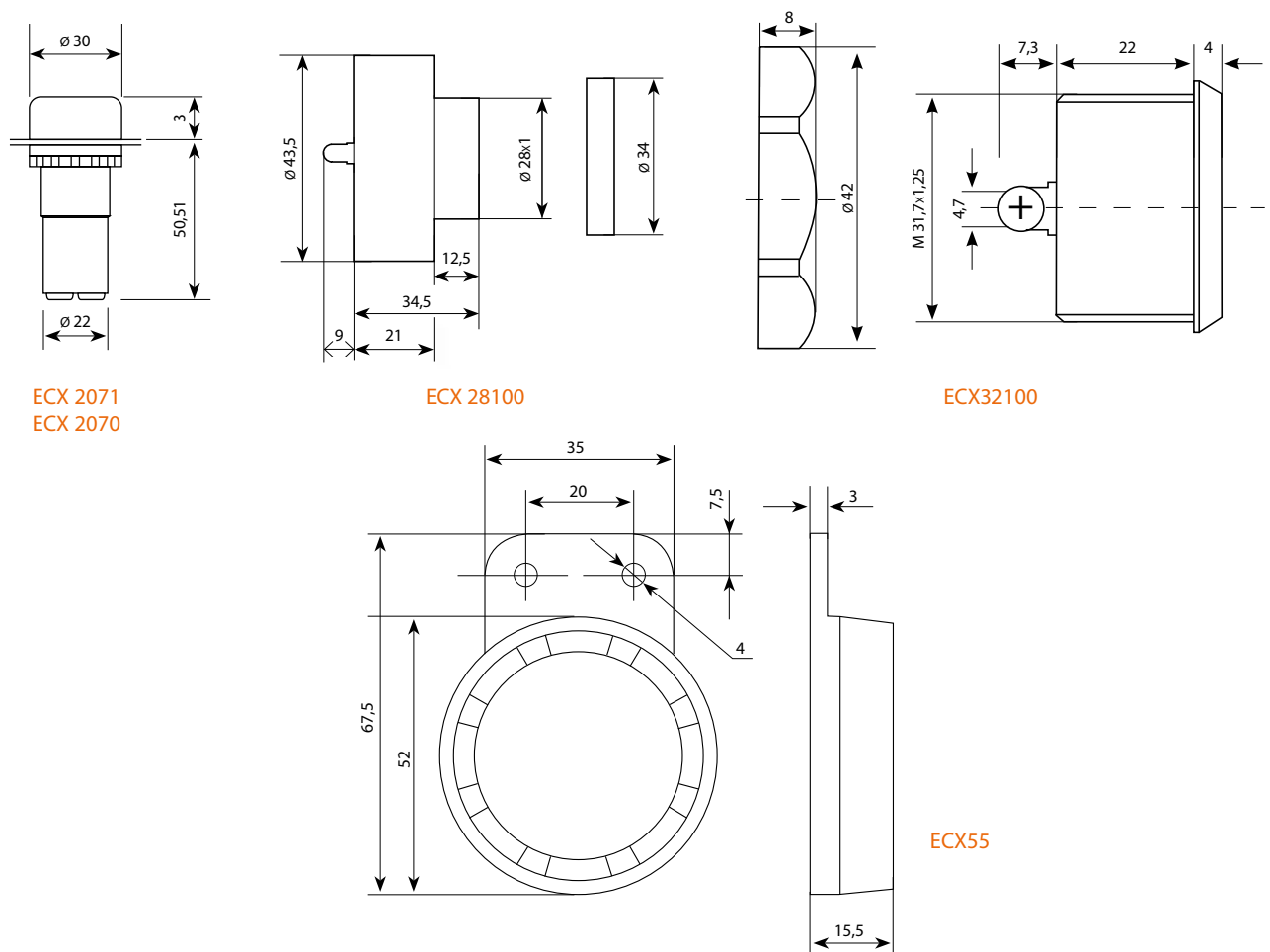




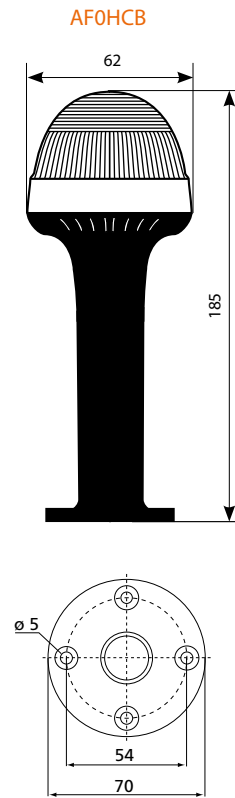
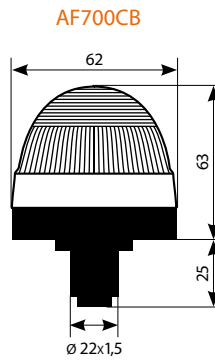
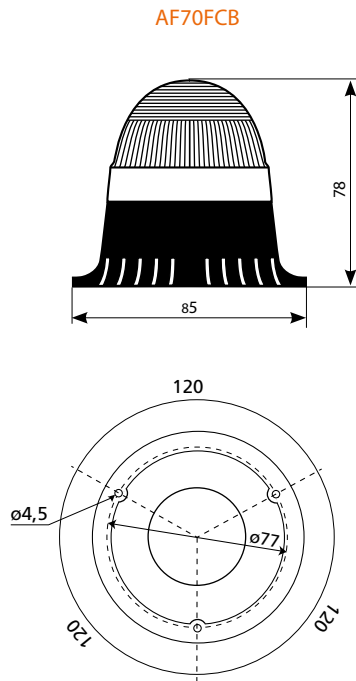
## BIG SIZE BEACONS S 600



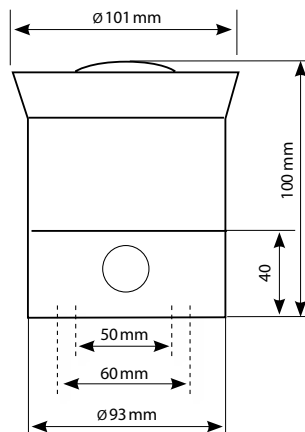
## BUZZERS FOR PANEL INDICATORS S 230



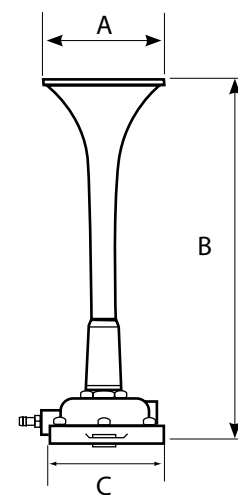
## AUDIBLECOMPACTUNITSS187



## COMPACT ELECTRONIC SOUNDERS S710



## INDUSTRIALAIRHORNSS750



Size

	ECX198	ECX360	ECX450
A	127	127	127
B	198	360	450
C	100	100	100

## Notes

[illegible]

# OUR PRODUCTS



◀ 12 MULTICOLOR



◀ 16 MODULAR STACK LIGHTS



Ø 70



Ø 45



Ø 30

◀ 30 ASSEMBLED STACK LIGHTS



◀ 36 VISUAL PANEL INDICATORS



◀ 38 OPTICAL AND AUDIBLE MODULAR DEVICES



◀ 45 PRE-ASSEMBLED JUNCTION BOXES



◀ 46 OPTICAL SIGNAL DEVICES



◀ 48 OPTICAL SIGNAL DEVICES



◀ 50 BIG SIZE BEACONS



◀ 54 BUZZERS FOR PANEL MOUNTING



◀ 56 AUDIBLE COMPACT UNITS



◀ 57 COMPACT ELECTRONIC SOUNDERS



◀ 58 INDUSTRIAL AIR HORNS



◀ 60 LED BULBS

## Notes

[illegible]

## Notes

[illegible]



[illegible]