

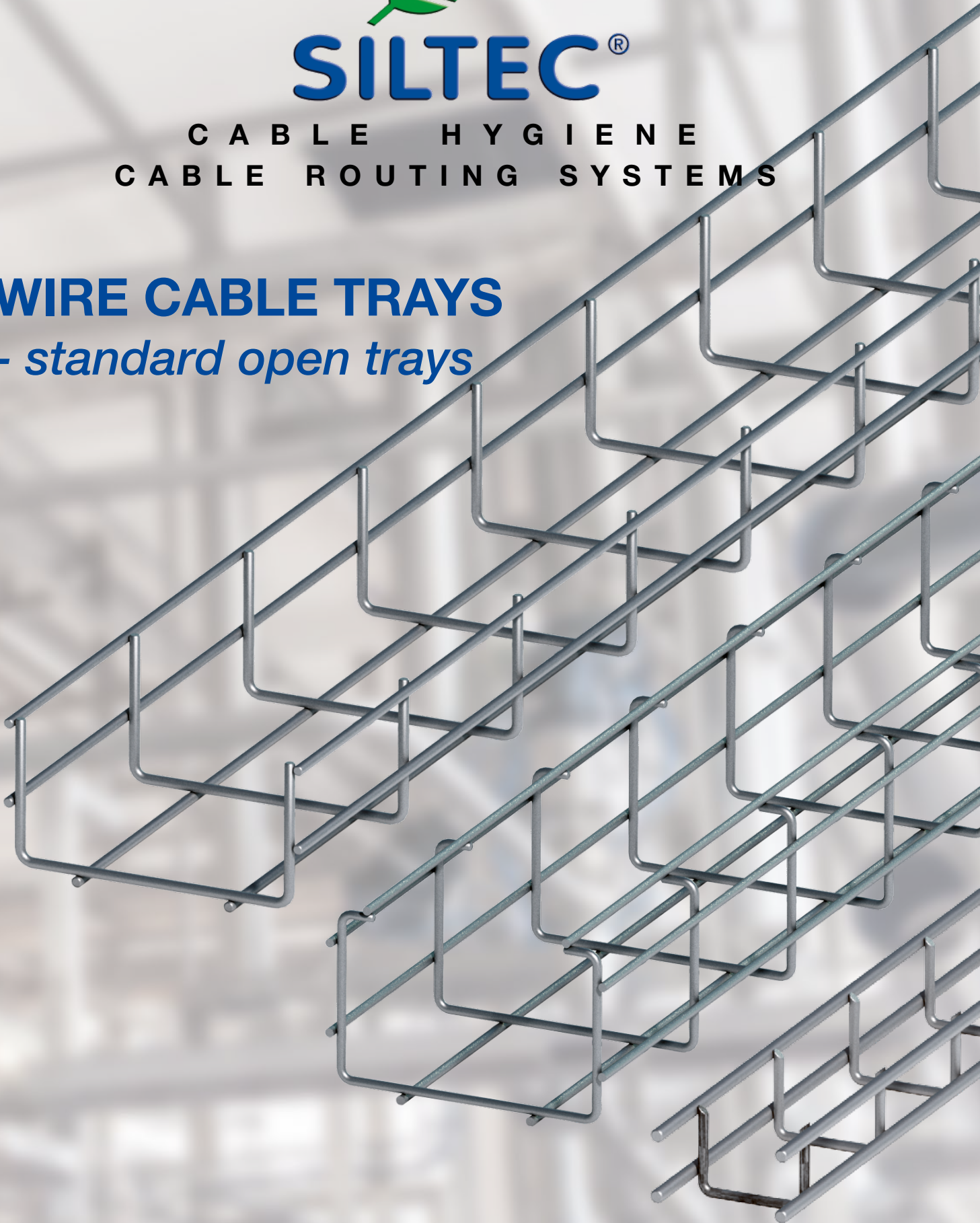


SILTEC®

C A B L E H Y G I E N E
C A B L E R O U T I N G S Y S T E M S

WIRE CABLE TRAYS

- standard open trays



PRODUCT INFORMATION





Table of Contents

Open cable trays S25 - S26, S30M - S35W	Pgs	4 - 5
Open cable trays S36 - S39W, S30-X - S36-X	Pgs	6 - 7
Open cable trays, S27 - S29	Pgs	8 - 9
Specialty mounts, tools and Accessories	Pgs	10 - 11
Component disposition, splices, bends, crosses and tees	Pgs	12 - 13
Assembly guidelines	Pgs	14 - 15



SILTEC CABLE ROUTING SYSTEM

SILTEC cable routing system has been developed with optimal function in mind and with emphasis on simplicity and accessibility for the purposes of thorough cleaning and heat dissipation.

SILTEC cable routing system is made up of durable components of steel of highest quality, resistive to corrosion and with excellent chemical resistance.

SILTEC cable routing system is suitable for:

- The Food industry
- The Chemical industry
- Machine builders
- Office and computer environments
- Electrical installations in general

Cable trays are delivered in lengths of 3 meters. Width varies from 25 mm to 600 mm, and height from 25 mm to 125 mm. Cable trays with custom measurements are made upon request.

All cable trays are made of round material which is gentle on cables, tubing, installers and maintenance personnel.

SILTEC cable trays are produced in

- Stainless steel (Aisi 316 and 304)
- Hot-dip galvanized material
- Electro-galvanized material

SILTEC cable routing system solves issues with the transport of energy in cables – simple, effective and environmentally correct.

SILTEC CABLE ROUTING SYSTEM

- Comes with the following wire cable tray types



Open standard cable trays



Locking cable trays



Open compact trays



Heavy duty cable trays



Cable trays f. one layer cable











Cable trays for one cable

In addition, we offer a large number of specialty trays and a comprehensive program of assembly parts, mounts and accessories.

Siltec Open Cable Trays

Tray Overview

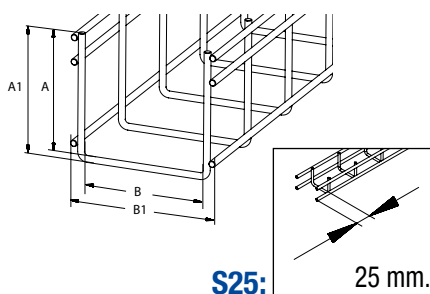
*5mm Ø Wire Material

S25		25 x 25 x 3000 mm - ø4 mm 316 St. Steel 570598 620105 6 304 St. Steel 570598 720105 5 Hot dip galv. 570598 520105 7 El. pl. Zinc 570598 320105 9
S26		50 x 50 x 3000 mm - ø4 mm 316 St. Steel 570598 620106 3 304 St. Steel 570598 720106 2 Hot dip galv. 570598 520106 4 El. pl. Zinc 570598 320106 6
S30M		35 x 40 x 3000 mm - ø4 mm 304 St. Steel 570598 720117 8 Hot dip galv. 570598 520117 0 El. pl. Zinc 570598 320117 2
S30		45 x 60 x 3000 mm - ø4 mm 316 St. Steel 570598 620118 6 304 St. Steel 570598 720118 5 Hot dip galv. 570598 520118 7 El. pl. Zinc 570598 320118 9
S30*		45 x 60 x 3000 mm - *ø5 mm 316 St. Steel 570598 620119 3 304 St. Steel 570598 720119 2 Hot dip galv. 570598 520119 4 El. pl. Zinc 570598 320119 6
S35		55 x 100 x 3000 mm - ø4 mm 304 St. Steel 570598 720120 8 Hot dip galv. 570598 520120 0 El. pl. Zinc 570598 320120 2
S35*		55 x 100 x 3000 mm - *ø5 mm 316 St. Steel 570598 640120 3 304 St. Steel 570598 740120 2 Hot dip galv. 570598 540120 4 El. pl. Zinc 570598 340120 6
S35W		55 x 150 x 3000 mm - ø5 mm 316 St. Steel 570598 620120 9 304 St. Steel 570598 720121 5 Hot dip galv. 570598 520121 7 El. pl. Zinc 570598 320121 9

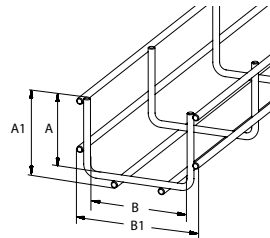


Tray Dimensions

S25 - S26



S30M - S35W

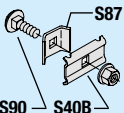
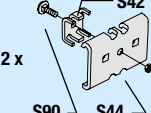
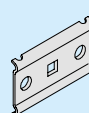












All dimensions in millimeters!

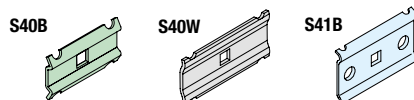
	S25	S26	S30M	S30	S30*	S35	S35*	S35W
A:	24	50	36	45	45	51	51	51
A1:	27	54	44	53	55	61	61	61
B:	28	50	40	62	62	100	100	149
B1:	42	66	52	78	82	115	119	169

Splice Parts / Mounts

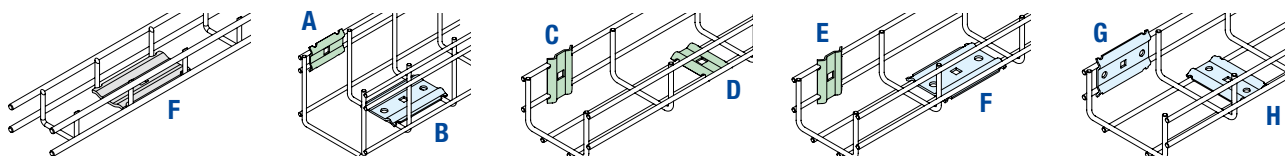
Use Examples with These Parts are Shown on This Page, and Pgs 12, 14 & 15

 <p>2 x</p> <p>S87</p> <p>S90 S40B</p>	<p>S40 Splice Kit</p> <p>316 St. Steel 570598 650501 7 Hot dip galv. 570598 550501 8 El. pl. Zinc 570598 350501 0</p>	 <p>2 x</p> <p>S42</p> <p>S90 S44</p>	<p>S150 Splice Kit</p> <p>316 St. Steel 570598 650150 7 Hot dip galv. 570598 550150 8 El. pl. Zinc 570598 350150 0</p>		<p>S41B Splice Plate</p> <p>316 St. Steel 570598 650513 0 304 St. Steel 570598 750513 7 Hot dip galv. 570598 550513 1 El. pl. Zinc 570598 350513 3</p>
	<p>S87 Splice Bracket</p> <p>316 St. Steel 570598 680596 4 Hot dip galv. 570598 580596 5 El. pl. Zinc 570598 380596 7</p>		<p>S42 Splice Bracket</p> <p>316 St. Steel 570598 650508 6 Hot dip galv. 570598 550508 7 El. pl. Zinc 570598 350508 9</p>		<p>S40B Splice Plate</p> <p>316 St. Steel 570598 650512 3 Hot dip galv. 570598 550512 4 El. pl. Zinc 570598 350512 6</p>
	<p>S40W Splice Plate</p> <p>316 St. Steel 570598 650514 7</p>		<p>S14 Mount</p> <p>Polypropylen ø4 mm 570598 199610 0</p>		<p>S330 Mount</p> <p>Polypropylen ø5mm 570598 699330 2</p>
	<p>S90H J-Bolt Kit</p> <p>304 St. Steel 570598 785598 2</p>		<p>S14BD Mount, detectable</p> <p>Polypropylen ø4 mm 570598 199630 8</p>		<p>S330BD Mount, detectable</p> <p>Polypropylen ø5mm 570598 199632 2</p>
			<p>S14MBD Mount, detectable</p> <p>Polypropylen ø4mm 570598 199631 5</p>		

Splice Plates S40B, S40W & S41B Applications



	S25	S26	S30M	S30	S35	S35W
S40B	A	E	C, F	C, D	C	C
S40W	F	-	-	-	-	-
S41B	-	A, B	G	G, F	G, H	G, H





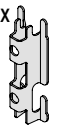
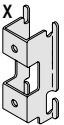
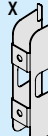

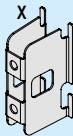

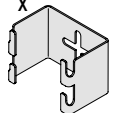
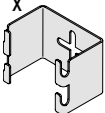
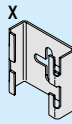
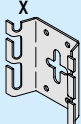
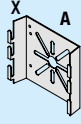
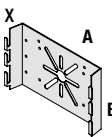


Mounting Brackets

More Assembly Parts, Mounts and Accessories on Pgs 10-11

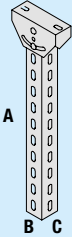
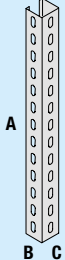
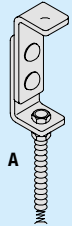
Weld-Mount

S51 Weld Bracket  316 St. Steel 570598 655545 6	S52 Weld Bracket  316 St. Steel 570598 655546 3	S60 Weld Bracket  316 St. Steel 570598 655554 8	S61 Weld Bracket  316 St. Steel 570598 655555 5	S63 Weld Bracket  316 St. Steel 570598 655557 9
---	---	---	--	---

Screw-Mount

S46 Mounting Brackets  X: 20 mm 316 St. Steel 570598 655540 1	S47 Mounting Brackets  X: 20 mm 316 St. Steel 570598 655541 8	S56 Mounting Brackets  X: 15 mm 316 St. Steel 570598 655550 0	S57 Mounting Brackets  X: 20 mm 316 St. Steel 570598 655551 7
S153 Mounting Brackets  X: 50 mm 316 St. Steel 570598 650153 8	S154 Mounting Brackets  X: 50 mm 316 St. Steel 570598 650154 5	S155 Mounting Brackets  X: 50 mm 316 St. Steel 570598 650155 2	
S145 Mounting Brackets  X: 50 mm 304 St. Steel 570598 755530 1 Hot dip galv. 570598 555532 7	S145M Mounting Brackets  X: 50 mm 304 St. Steel 570598 755531 8	S146 Mounting Brackets  X: 50 mm 304 St. Steel 570598 750146 9	
S45M Mounting Brackets  X: 20 mm 316 St. Steel 570598 655531 9 Hot dip galv. 570598 555531 0 El. pl. Zinc 570598 355531 2	S45 Mounting Brackets  X: 20 mm 316 St. Steel 570598 655530 2 Hot dip galv. 570598 555530 3 El. pl. Zinc 570598 355530 5	S80 Mounting Brackets  A: 130 B: 120 mm X: 20 mm 316 St. Steel 570598 665591 0 Hot dip galv. 570598 565591 1 El. pl. Zinc 570598 365591 3	
S81 Mounting Brackets  A: 200 B: 120 mm X: 20 mm 316 St. Steel 570598 665592 7 Hot dip galv. 570598 565592 8 El. pl. Zinc 570598 365592 0	S65 Angle Bracket  A: 145 mm 316 St. Steel 570598 665560 6 Hot dip galv. 570598 565560 7 El. pl. Zinc 570598 365560 9	S66 Angle Bracket  A: 245 mm 316 St. Steel 570598 665561 3 Hot dip galv. 570598 565561 4 El. pl. Zinc 570598 365561 6	










Ceiling Mounts

S71 Ceiling Hanger  A B C S71/250 A: 250mm, B: 63 mm, C: 63 mm 316 St. Steel 570598 665573 6 S71/500 A: 500 mm, B: 63 mm, C: 63 mm 316 St. Steel 570598 665571 2 Hot dip galv. 570598 565571 3 El. pl. Zinc 570598 365571 5 S71/750 A: 750mm, B: 63 mm, C: 63 mm 316 St. Steel 570598 665574 3 S72 Clg Hanger Extension  A B C A: 1000mm, B: 56 mm, C: 56 mm Rustf. Aisi 316 570598 665575 0 Galvaniseret 570598 565575 1 Elforzinket 570598 365575 3 S73 Ceiling Hanger  A A: 1000 mm 316 St. Steel 570598 665572 9 Hot dip galv. 570598 565572 0 El. pl. Zinc 570598 365572 2
--

	Horizontal A:	Horizontal B:	Horizontal C:	Vertical D:				
Disposition	S25	S26	S30M	S30/ø4	S30/ø5	S35/ø4	S35/ø5	S35W
Splice Parts								
S90	•	•	•	•	•	•	•	•
S14 / S14BD		A,B	A	A,B		A,B		
S14M / S14MDB	A,B				A,B		A,B	A,B
S330 / S330BD					A,B		A,B	A,B
S150		•	•	•	•	•	•	•
S40	•							
S40W	•							
S40B	•	•	•	•	•	•	•	•
S41B		•	•	•	•	•	•	•
S90H	•	•	•	•	•	•	•	•
Weld-Mount								
S51	A							
S52		A	A,B	A,B	A,B	A	A	A
S60	D							
S61		D						
S63			D	D	D	D	D	D
Screw-Mount								
S46	A		B					
S47		A						
S56	D							
S57		D						
S153				D	D	D	D	D
S154			D					
S155	D							
S145						B	B	B
S145M			A	A,B	A,B	A	A	A
S146	A		B					
S45M		A,D	A	A,B,C,D	A,B,C,D	A,D	A,D	A,D
S45		A,D	A	A,B,C,D	A,B,C,D	A,B,C,D	A,B,C,D	A,B,C,D
S80		A	A	A	A	A	A	A
S81		A	A	A	A	A	A	A
S87	•	•	•	•	•	•	•	•
S65		•	•	•	•	•	•	•
S66								•
S71/S72/S73	•	•	•	•	•	•	•	•

Siltec Open Cable Trays

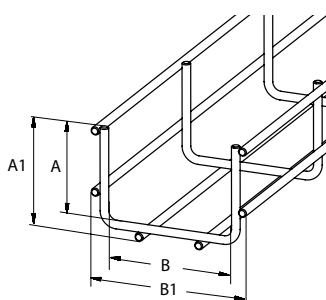
Tray Overview

S36		55 x 200 x 3000 mm - ø5 mm 316 St. Steel 570598 640121 0 304 St. Steel 570598 740121 9 Hot dip galv. 570598 540121 1 El. pl. Zinc 570598 340121 3
S37		55 x 300 x 3000 mm - ø5 mm 316 St. Steel 570598 640122 7 304 St. Steel 570598 740122 6 Hot dip galv. 570598 540122 8 El. pl. Zinc 570598 340122 0
S38		55 x 400 x 3000 mm - ø5 mm 316 St. Steel* 570598 640122 7 304 St. Steel 570598 740122 6 Hot dip galv. 570598 540123 5 El. pl. Zinc 570598 340123 7
		*S38 - 316 St. Steel : 55 x 400 x 3000 mm - ø6 mm
S39		55 x 500 x 3000 mm - ø5 mm 316 St. Steel 570598 640124 1 304 St. Steel 570598 740124 0 Hot dip galv. 570598 540124 2
S39W		55 x 600 x 3000 mm - ø5 mm 304 St. Steel 570598 740126 4
S30M-X		50 x 57 x 3000 mm - ø4 mm 304 St. Steel 570598 786175 4
S30-X		70 x 68 x 3000 mm - ø4 mm 304 St. Steel 570598 786180 8
S35-X		70 x 114 x 3000 mm - ø4 mm 304 St. Steel 570598 786181 5
S36-X		70 x 207 x 3000 mm - ø5 mm 304 St. Steel 570598 786185 3

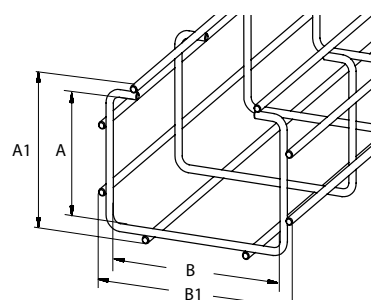


Tray Dimensions

S36 - S39W



S30-X - S36-X

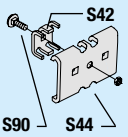


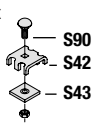
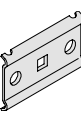

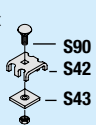




All dimensions in millimeters!

	S36	S37	S38	S39	S39W	S30M-X	S30-X	S35-X	S36-X
A:	51	51	51	51	51	50	70	70	70
A1:	61	61	61/62	61	61	66	85	85	93
B:	200	300	400	500	600	57	68	114	207
B1:	220	320	420	520	620	70	86	129	227

Splice Parts / Mounts

Use Examples with These Parts are Shown on This Page, and Pgs 12, 14 & 15

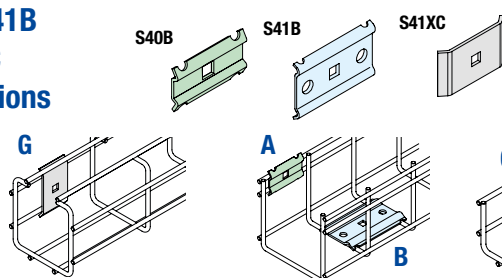
2 x  S150 Splice Kit 316 St. Steel 570598 650150 7 Hot dip galv. 570598 550150 8 El. pl. Zinc 570598 350150 0	 S40B Splice Plate 316 St. Steel 570598 650512 3 Hot dip galv. 570598 550512 4 El. pl. Zinc 570598 350512 6	 S41XC Splice Plate Rustf. Aisi 304 570598 750517 7
1 x  S151 Splice Kit 316 St. Steel 570598 650151 4 Hot dip galv. 570598 550151 5 El. pl. Zinc 570598 350151 7	 S41B Splice Plate 316 St. Steel 570598 650513 0 304 St. Steel 570598 750513 7 Hot dip galv. 570598 550513 1 El. pl. Zinc 570598 350513 3	 S87 Splice Washer 316 St. Steel 570598 680596 4 Hot dip galv. 570598 580596 5 El. pl. Zinc 570598 380596 7
2 x  S152 Splice Kit 316 St. Steel 570598 650152 1 Hot dip galv. 570598 550152 2 El. pl. Zinc 570598 350152 4	 S42 Splice Bracket 316 St. Steel 570598 650508 6 Hot dip galv. 570598 550508 7 El. pl. Zinc 570598 350508 9	 S43 Splice Washer 316 St. Steel 570598 650509 3 Hot dip galv. 570598 550509 4 El. pl. Zinc 570598 350509 6

Splice Plates

S40B, S41B

& S41XC

Applications



	S36	S37	S38	S39	S39W	S30M-X	S30-X	S35-X	S36-X
S40B	C	C	C	C	C	E, D	D	-	-
S41B	G,H	G,H	G,H	G,H	G,H	G,F	F	H	H
S41XC	-	-	-	-	-	-	G	G	G

Mounting Brackets

More Assembly Parts, Mounts and Accessories on Pgs 10-11

Weld-Mount



S52 Weld Bracket

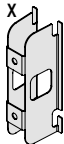
316 St. Steel 570598 655546 3



S63 Weld Bracket

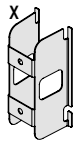
316 St. Steel 570598 655557 9

Screw-Mount



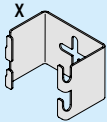
S153 Mounting Brackets

X: 50 mm
316 St. Steel 570598 650153 8



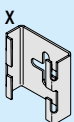
S154 Mounting Brackets

X: 50 mm
316 St. Steel 570598 650154 5



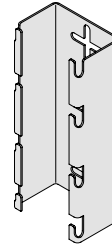
S145M Mounting Brackets

X: 50 mm
304 St. Steel 570598 755531 8



S45M Mounting Brackets

X: 20 mm
316 St. Steel 570598 655531 9
Hot dip galv. 570598 555531 0
El. pl. Zinc 570598 355531 2

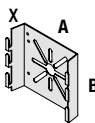


S180 Mounting Bracket

B: 185 mm
304 St. Steel 570598 765180 5

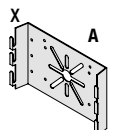
S181 Mounting Bracket

B: 250 mm
304 St. Steel 570598 765181 2



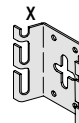
S80 Mounting Brackets

A: 130 B: 120 mm X: 20 mm
316 St. Steel 570598 665591 0
Hot dip galv. 570598 565591 1
El. pl. Zinc 570598 365591 3



S81 Mounting Brackets

A: 200 B: 120 mm X: 20 mm
316 St. Steel 570598 665592 7
Hot dip galv. 570598 565592 8
El. pl. Zinc 570598 365592 0



S45 Mounting Brackets

X: 20 mm
316 St. Steel 570598 655530 2
Hot dip galv. 570598 555530 3
El. pl. Zinc 570598 355530 5



S65 Angle Bracket

A: 145 mm
316 St. Steel 570598 665560 6
Hot dip galv. 570598 565560 7
El. pl. Zinc 570598 365560 9



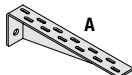
S66 Angle Bracket

A: 245 mm
316 St. Steel 570598 665561 3
Hot dip galv. 570598 565561 4
El. pl. Zinc 570598 365561 6



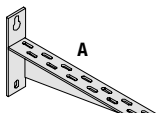
S67 Angle Bracket

A: 345 mm
316 St. Steel 570598 665562 0
Hot dip galv. 570598 565562 1
El. pl. Zinc 570598 365562 3



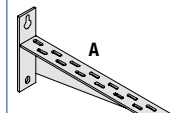
S68 Angle Bracket

A: 450 mm
316 St. Steel 570598 665563 7
Hot dip galv. 570598 565563 8
El. pl. Zinc 570598 365563 0



S279 Angle Bracket

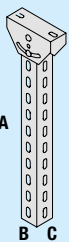
A: 545 mm
316 St. Steel 570598 688279 8
Hot dip galv. 570598 588279 9



S280 Angle Bracket

A: 645 mm
316 St. Steel 570598 688280 4
Hot dip galv. 570598 588280 5

Wall/Ceiling Mounts

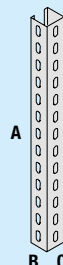


S71 Ceiling Hanger

S71/250
A: 250mm, B: 63 mm, C: 63 mm
316 St. Steel 570598 665573 6

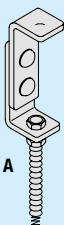
S71/500
A: 500 mm, B: 63 mm, C: 63 mm
316 St. Steel 570598 665571 2
Hot dip galv. 570598 565571 1
El. pl. Zinc 570598 365571 5

S71/750
A: 750mm, B: 63 mm, C: 63 mm
316 St. Steel 570598 665574 3



S72 Clg Hanger Extension

A: 1000mm, B: 56 mm, C: 56 mm
Rustf. Aisi 316 570598 665575 0
Galvaniseret 570598 565575 1
Elforzinket 570598 365575 3



S73 Ceiling Hanger

A: 1000 mm
316 St. Steel 570598 665572 9
Hot dip galv. 570598 565572 0
El. pl. Zinc 570598 365572 2

Horizontal A:

Horizontal B:




Horizontal C:


Vertical D:

Disposition	S36	S37	S38	S39	S39W	S30M-X	S30-X	S35-X	S36-X
Splice Parts									
S150	•					•	•	•	•
S151		•							
S152			•	•	•				
S40B	•	•	•	•	•	•	•	•	•
S41B	•	•	•	•	•	•	•	•	•
S41XC							•	•	•
S42	•	•	•	•	•	•	•	•	•
S43	•	•	•	•	•	•	•	•	•
S87	•	•	•	•	•	•	•	•	•
S90H	•	•	•	•	•	•	•	•	•
Weld-Mount									
S52	A	A	A	A	A				
S63	D	D	D	D	D				
Screw-Mount									
S153	D	D				D	D	D	
S154						D	D		
S145M	A	A	A	A	A				
S45M	A	A	A	A	A				
S45	A, B, C, D	A, B, C, D	A, B, C, D	A, B, C, D	A, B, C, D	A, B, C, D	A, B, C, D	A, B, C, D	A, B, C, DD
S80	A	A	A	A	A	A	A	A	A
S81	A	A	A	A	A	A	A	A	A
S65						•	•	•	•
S66	•							•	•
S67		•							
S68			•						
S279				•					
S280					•				
S180	B	B							
S181			B	B	B				
S71/S72/S73	•	•	•	•	•	•	•	•	•

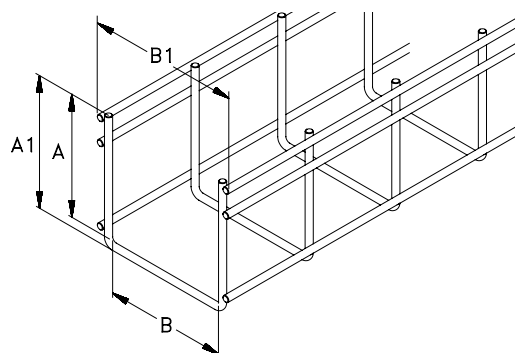
Siltec Open Cable Trays

Tray Overview

S26		50 x 50 x 3000 mm - ø4 mm 316 St. Steel 570598 620106 3 304 St. Steel 570598 720106 2 Hot dip galv. 570598 520106 4 El. pl. Zinc 570598 320106 6
S27		75 x 75 x 3000 mm - ø4 mm 316 St. Steel 570598 620107 0 Hot dip galv. 570598 520107 1 El. pl. Zinc 570598 320107 3
S28		100 x 100 x 3000 mm - ø6 mm 316 St. Steel 570598 620108 7



Tray Dimensions




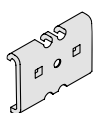


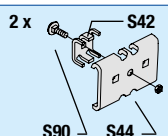
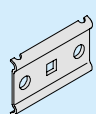
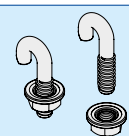


All dimensions in millimeters!

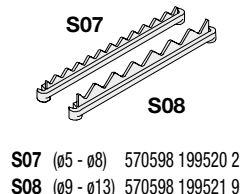
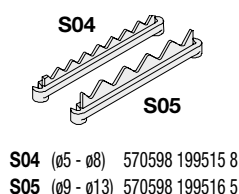
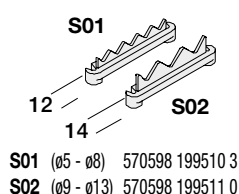
	S26	S27	S28					
A:	50	75	100					
A1:	54	79	105					
B:	50	75	100					
B1:	66	91	122					

Splice Parts / Mounts

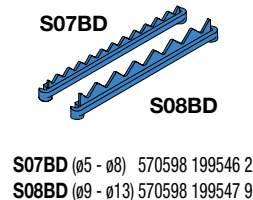
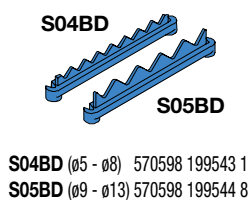
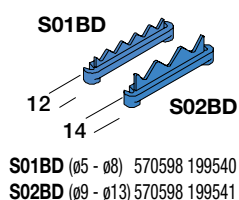
Use Examples with These Parts are Shown on This Page, and Pgs 12, 14 & 15

 <p>S90 Bolt Kit 316 St. Steel 570598 685596 9 Hot dip galv. 570598 585596 0 El. pl. Zinc 570598 385596 2</p>	 <p>S43 Splice Plate 316 St. Steel 570598 650509 3 Hot dip galv. 570598 550509 4 El. pl. Zinc 570598 350509 6</p>	 <p>S42 Splice Bracket 316 St. Steel 570598 650508 6 Hot dip galv. 570598 550508 7 El. pl. Zinc 570598 350508 9</p>
 <p>S44 Splice Plate 316 St. Steel 570598 650510 9 Hot dip galv. 570598 550510 0 El. pl. Zinc 570598 350510 2</p>	 <p>S40B Splice Plate 316 St. Steel 570598 650512 3 Hot dip galv. 570598 550512 4 El. pl. Zinc 570598 350512 6</p>	 <p>S87 Splice Bracket 316 St. Steel 570598 680596 4 Hot dip galv. 570598 580596 5 El. pl. Zinc 570598 380596 7</p>
 <p>S150 Splice Kit 316 St. Steel 570598 650150 7 Hot dip galv. 570598 550150 8 El. pl. Zinc 570598 350150 0</p>	 <p>S41B Splice Plate 316 St. Steel 570598 650513 0 304 St. Steel 570598 750513 7 Hot dip galv. 570598 550513 1 El. pl. Zinc 570598 350513 3</p>	 <p>S90H J-Bolt Kit 304 St. Steel 570598 785598 2</p>

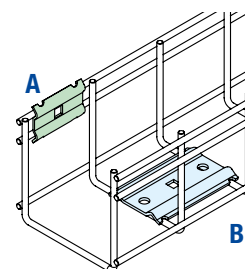
Cable Clamps - Polypropylene



Cable Clamps - Polypropylene - detectable



Splice Plates S40B & S41B Applications





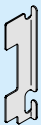


	S26	S27	S28
S40B	E	A	-
S41B	A, B	B	-


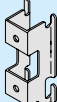
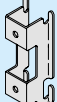
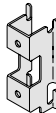
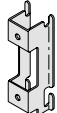
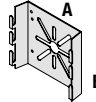
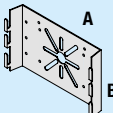
Mounting Brackets

More Assembly Parts, Mounts and Accessories on Pgs 10-11

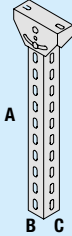
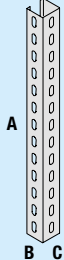
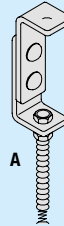
Weld-Mount

 S52 Weld Bracket 316 St. Steel 570598 655546 3	 S53 Weld Bracket 316 St. Steel 570598 655547 0	 S54 Weld Bracket 316 St. Steel 570598 655548 7	
 S61 Weld Bracket 316 St. Steel 570598 655555 5	 S62 Weld Bracket 316 St. Steel 570598 655556 2		

Screw-Mount

 S47 Mounting Brackets 316 St. Steel 570598 655541 8	 S48 Mounting Brackets 316 St. Steel 570598 655542 5	 S49 Mounting Brackets 316 St. Steel 570598 655543 2	
 S57 Mounting Brackets 316 St. Steel 570598 655551 7	 S58 Mounting Brackets 316 St. Steel 570598 655552 4	 S80 Mounting Brackets A: 130 mm B: 120 mm 316 St. Steel 570598 665591 0 Hot dip galv. 570598 565591 1 El. pl. Zinc 570598 365591 3	
 S81 Mounting Brackets A: 200 mm B: 120 mm 316 St. Steel 570598 665592 7 Hot dip galv. 570598 565592 8 El. pl. Zinc 570598 365592 0			

Ceiling Mounts

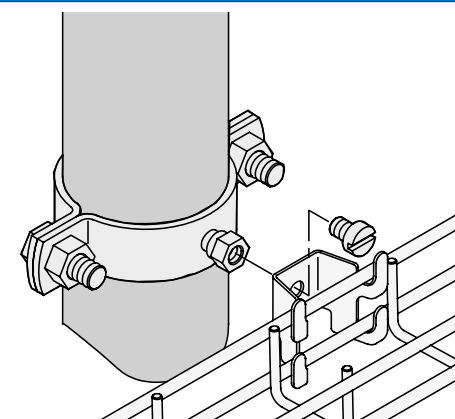
 S71 Ceiling Hanger S71/250 A: 250mm, B: 63 mm, C: 63 mm 316 St. Steel 570598 665573 6 S71/500 A: 500 mm, B: 63 mm, C: 63 mm 316 St. Steel 570598 665571 2 Hot dip galv. 570598 565571 3 El. pl. Zinc 570598 365571 5 S71/750 A: 750mm, B: 63 mm, C: 63 mm 316 St. Steel 570598 665574 3	 S72 Clg Hanger Extension A: 1000mm, B: 56 mm, C: 56 mm Rustf. Aisi 316 570598 665575 0 Galvaniseret 570598 565575 1 Elforzinket 570598 365575 3	 S73 Ceiling Hanger A: 1000 mm 316 St. Steel 570598 665572 9 Hot dip galv. 570598 565572 0 El. pl. Zinc 570598 365572 2
--	--	---

Horizontal A:  Horizontal B:  Horizontal C:  Vertical D: 

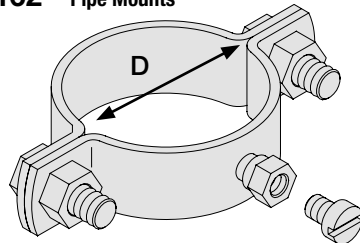
Disposition	S26	S27	S28				
Splice Parts							
S90	●	●	●				
S43	●	●	●				
S42	●	●	●				
S44	●	●	●				
S40B		●					
S87	●	●	●				
S150	●	●	●				
S41B	●	●					
S90H	●	●	●				
Weld-Mount							
S52	A						
S53		A					
S54			A				
S61	D	D					
S62			D				
Screw-Mount							
S47	A						
S48		A					
S49			A				
S57	D	D					
S58			D				
S81	A	A	A				
S80	A	A	A				
S71/S72/S73	●	●	●				
S01/S01BD - S03/S03BD	●						
S04/S04BD - S06/S06BD		●					
S07/S07BD - S08/S08BD			●				

SILTEC Mounts, Hangers & Accessories

Mount

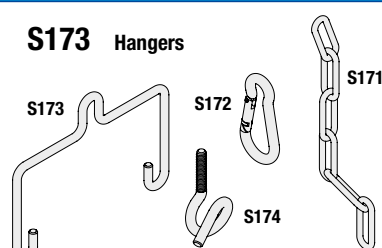


S162 Pipe Mounts



S160: D= 1,0" - 316 St. Steel	570598 660160 3
S161: D= 1,5" - 316 St. Steel	570598 660161 0
S162: D= 2,0" - 316 St. Steel	570598 660162 7
S163: D= 2,5" - 316 St. Steel	570598 660163 4
S164: D= 3,0" - 316 St. Steel	570598 660164 1

S173 Hangers



304 St. Steel	570598 755173 0
304 St. Steel	570598 755172 3
304 St. Steel	570598 755171 6
304 St. Steel	570598 755174 7

S41M Splice Plate

304 St. Steel	570598 750514 6
---------------	-----------------

Mountings Brackets, Dividers, Angle Brackets, Plastic Caps & tools

Universal Mounting Brackets

May be used with all tray types

S82:

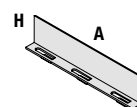
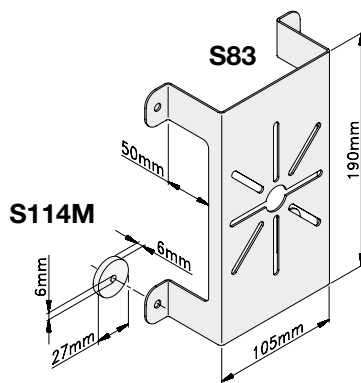
316 St. Steel	570598 665593 4
105 x 100 mm	

S83

316 St. Steel	570598 665594 1
105 x 190 mm	

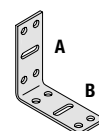
S114M:

Washer	
Polypropylene	570598 199114 3



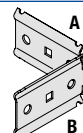
S85 Divider

A: 2000 mm	H: 41 mm
316 St. Steel	570598 680590 2
Hot dip galv.	570598 580590 3
El. pl. Zinc	570598 380590 5



S86 Angle bracket

A: 90 mm	B: 90 mm
316 St. Steel	570598 680595 7
Hot dip galv.	570598 580595 8
El. pl. Zinc	570598 380595 0



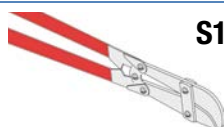
S186 Angle bracket

A: 77 mm	B: 77 mm
316 St. Steel	570598 680186 7
Hot dip galv.	570598 580186 8
El. pl. Zinc	570598 380186 0

Plastic Caps, Polypropylene – Black

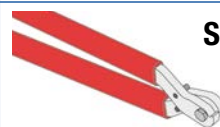


S15 - Ø4 mm	570598 199621 6
S16 - Ø5 mm	570598 199622 3
S17 - Ø6 mm	570598 199623 0



S19 Bolt Cutter

570598 210002 5

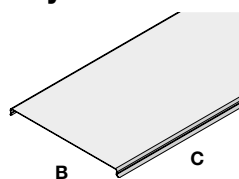


S119 Bolt Cutter

570598 210003 2

Tray Covers – Flat Covers

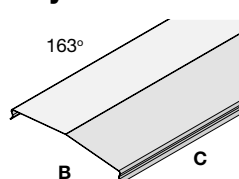
Tray Covers – Flat Covers



Type:	B:	C:	316 St. Steel:	304 St. Steel:
S92 (Ø4)	75	2000	570598 686500 5	570598 786500 4
S92 (Ø5)	75	2000	570598 686501 2	570598 786501 1
S93	120	2000	570598 686502 9	570598 786502 8
S93W	170	2000	570598 686503 6	570598 786503 5
S94	220	2000	570598 686504 3	570598 786504 2
S95	320	2000	570598 686505 0	570598 786505 9
S96	420	2000	570598 686506 7	570598 786506 6

All dimensions in millimeters!

Tray Covers – Pitched Covers

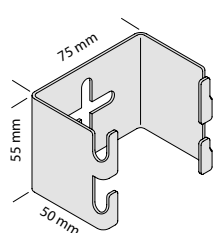
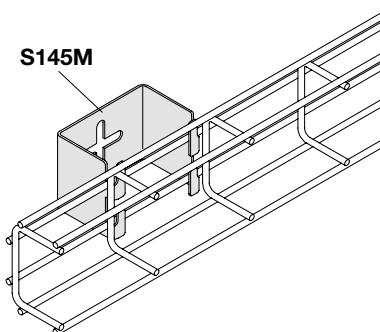


Type:	B:	C:	304 St. Steel:
S191	54	2000	570598 786517 2
S192	75	2000	570598 786518 9
S193	120	2000	570598 786519 6
S193W	170	2000	570598 786520 2
S194	220	2000	570598 786521 9
S195	320	2000	570598 786522 6
S196	420	2000	570598 786523 3

Wall Mounts

Wall Mounts with Wide Wall Clearance

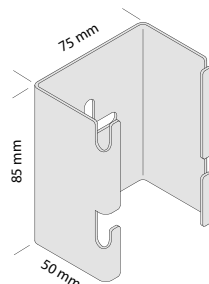
Used with Trays S30 – S39w



S145M

304 St. Steel	570598 755531 8
---------------	-----------------

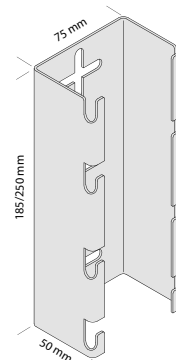
Wall Mount



S145

304 St. Steel	570598 755530 1
Hot dip galv.	570598 555532 7

Wall Mount



S180

304 St. Steel	570598 765180 5
---------------	-----------------

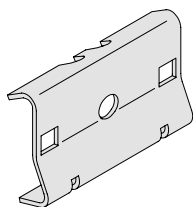
Wall Mount

S181

304 St. Steel	570598 765181 2
---------------	-----------------

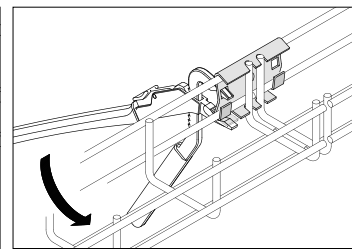
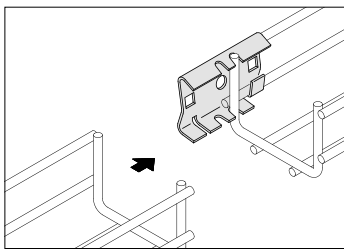
Wall Mount

Splice Plate



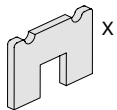
S44

316 St. Steel 570598 650510 9



Weld Bracket

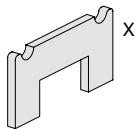
S140



316 St. Steel
570598 650140 8

X = 20 mm

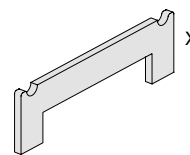
S141



316 St. Steel
570598 650141 5

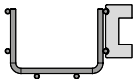
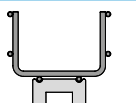
X = 20 mm

S142



316 St. Steel
570598 650142 2

X = 20 mm

Disposition		S25	S26	S30M	S30	S35	S35W	S36	S37	S38	S39	S39W	S30M-X	S30-X	S35-X	S36-X	S27	S28
	S140	•																
	S141		•	•	•	•	•	•	•	•	•	•						
	S142																	
	S140			•														
	S141				•													
	S142					•	•	•	•	•	•	•						

Disposition		S25	S26	S30M	S30	S35	S35W	S36	S37	S38	S39	S39W	S30M-X	S30-X	S35-X	S36-X	S27	S28
Mount																		
S160		•	•	•	•	•	•	•	•	•	•	•	•	•	•	•	•	•
S161		•	•	•	•	•	•	•	•	•	•	•	•	•	•	•	•	•
S162		•	•	•	•	•	•	•	•	•	•	•	•	•	•	•	•	•
S163		•	•	•	•	•	•	•	•	•	•	•	•	•	•	•	•	•
S164		•	•	•	•	•	•	•	•	•	•	•	•	•	•	•	•	•
S173					•													
S145M				•	•	•	•	•	•	•	•	•						
S145					•	•	•											
S180								•	•									
S181										•	•	•						

Angle brackets, connectors and terminations

S186		•	•	•	•	•	•	•	•	•	•	•						
S85		•	•	•	•	•	•	•	•	•	•	•	•	•	•	•	•	•
S86		•	•	•	•	•	•	•	•	•	•	•	•	•	•	•	•	•
S15	•	•	•	•	•	•	•						•	•	•	•	•	•
S16				•	•	•	•	•	•	•	•	•				•		•
S17										•								

Tools and Accessories

S19	•	•	•	•	•	•	•	•	•	•	•	•	•	•	•	•	•	•
S119	•	•	•	•	•	•	•	•	•	•	•	•	•	•	•	•	•	•
S92				•														
S93					•													
S93W						•												
S94							•											
S95								•										
S96									•									
S191			•															
S192				•														
S193					•													
S193W						•												
S194							•											
S195								•										
S196									•									


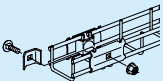
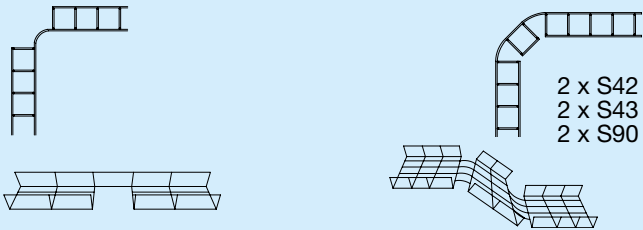
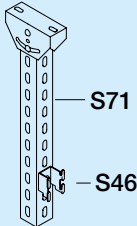

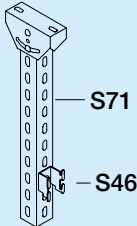
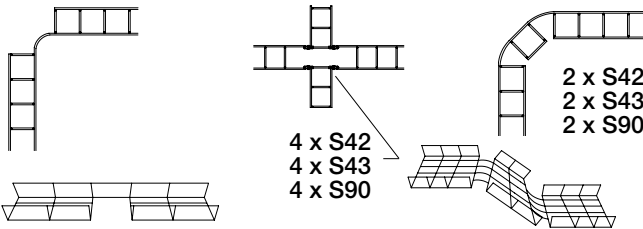
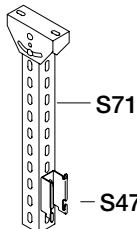
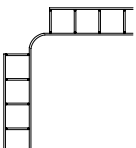
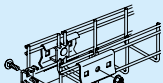
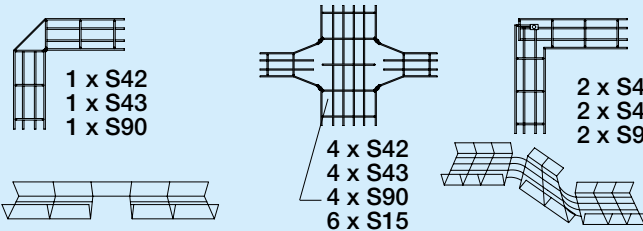
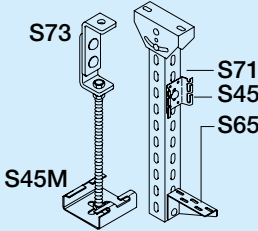

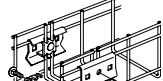
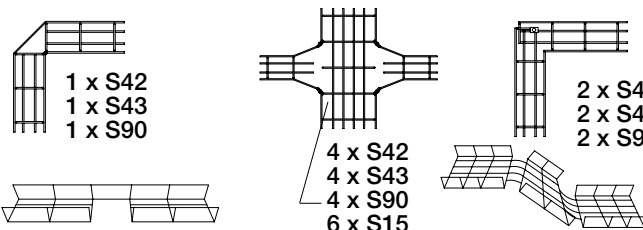
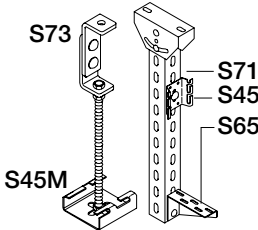

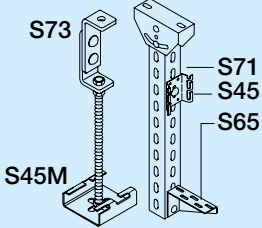
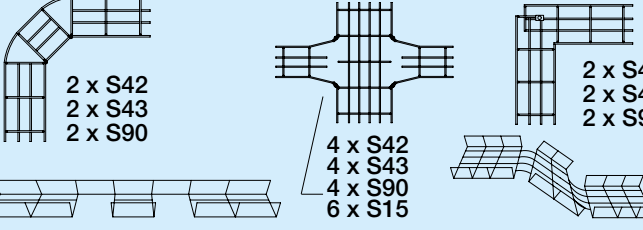
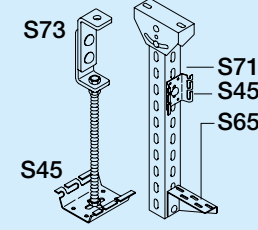
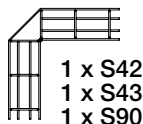
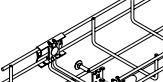
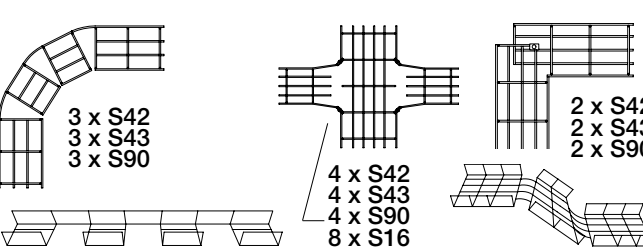
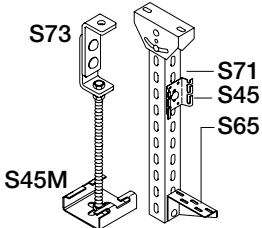

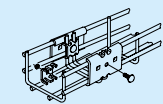
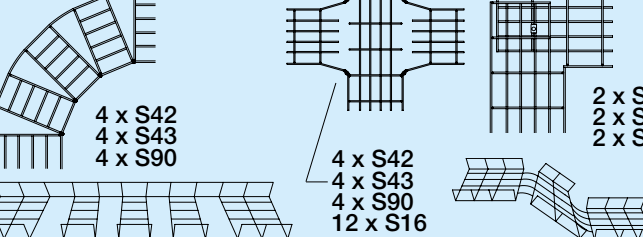
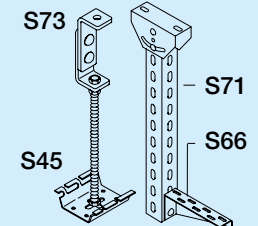
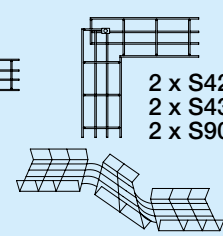
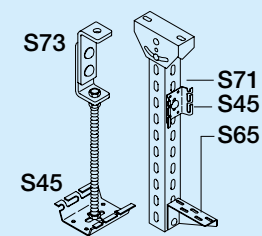

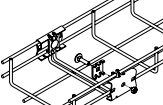
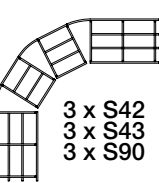
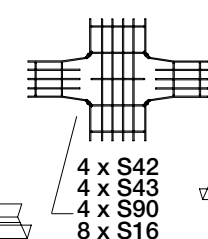
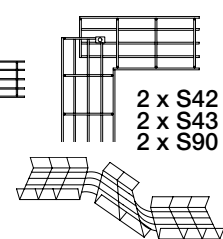
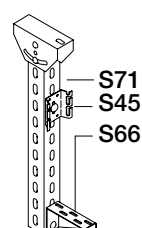

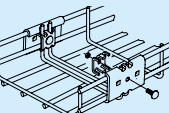
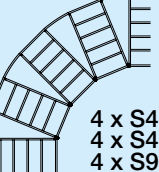
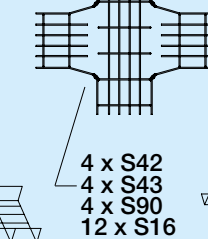
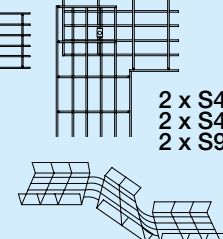
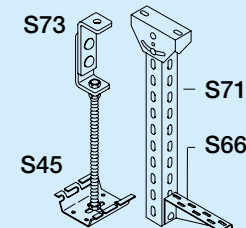
Cable Clamps


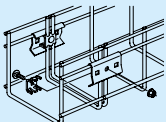
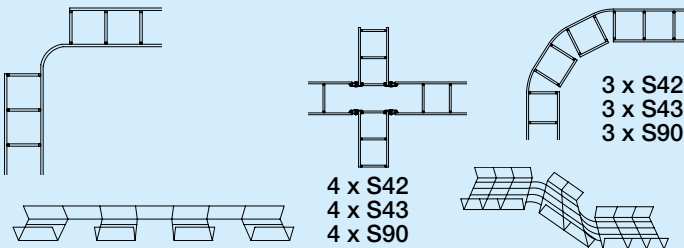
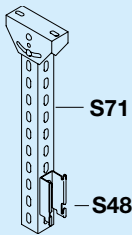

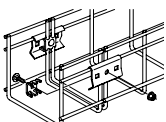
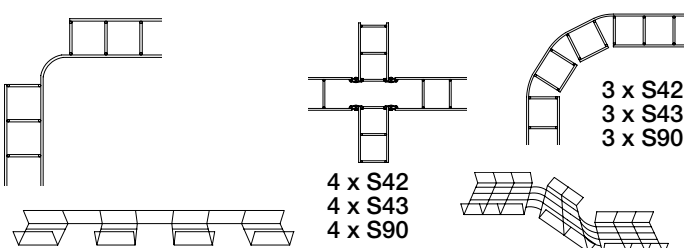
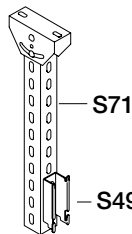

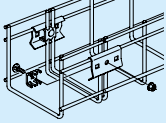
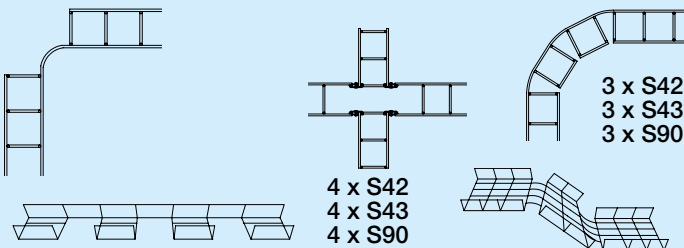
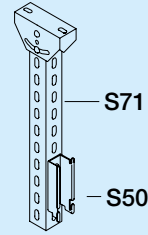

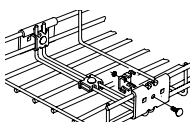
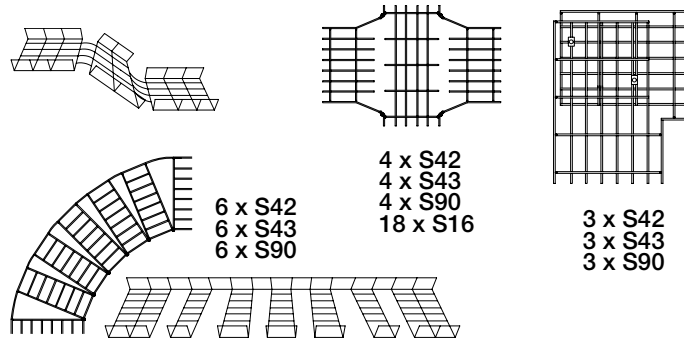
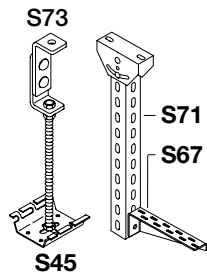

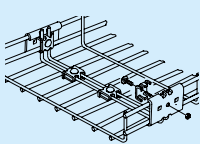
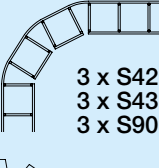
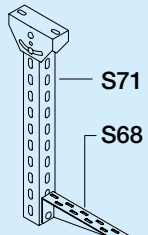


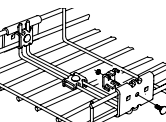
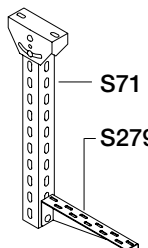
S01 - S03		•																
S04 - S06																	•	
S07 - S09																		•

Universal Mounting Brackets

S82	•	•	•	•	•	•	•	•	•	•	•	•	•	•	•	•	•	•
S83	•	•	•	•	•	•	•	•	•	•	•	•	•	•	•	•	•	•
S114M	•	•	•	•	•	•	•	•	•	•	•	•	•	•	•	•	•	•

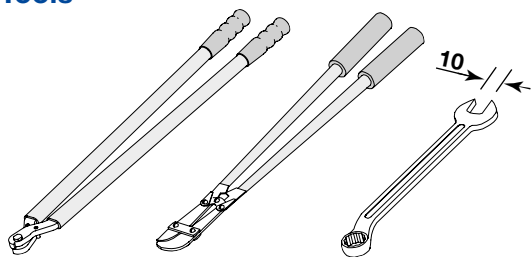
Component disposition

Trays	Splices	Crosses, tees and bends	Mount
S25 	 1 x S40: 2 x S87 2 x S40B 2 x S90	   2 x S42 2 x S43 2 x S90	 S71 S46
S26 	 1 x S150: 2 x S42 2 x S44 2 x S90	   2 x S42 2 x S43 2 x S90 4 x S42 4 x S43 4 x S90	 S71 S47
S30M 	 1 x S150: 2 x S42 2 x S44 2 x S90	 1 x S42 1 x S43 1 x S90  4 x S42 4 x S43 4 x S90 6 x S15  2 x S42 2 x S43 2 x S90	 S73 S45M S71 S45 S65
S30 S30-X 	 1 x S150: 2 x S42 2 x S44 2 x S90	 1 x S42 1 x S43 1 x S90  4 x S42 4 x S43 4 x S90 6 x S15  2 x S42 2 x S43 2 x S90	 S73 S45M S71 S45 S65
S35 S35-X 	 1 x S150: 2 x S42 2 x S44 2 x S90	 2 x S42 2 x S43 2 x S90  4 x S42 4 x S43 4 x S90 6 x S15  2 x S42 2 x S43 2 x S90	 S73 S45 S71 S45 S65
S35W 	 1 x S150: 2 x S42 2 x S44 2 x S90	 3 x S42 3 x S43 3 x S90  4 x S42 4 x S43 4 x S90 8 x S16  2 x S42 2 x S43 2 x S90	 S71 S45 S66
S36 S36-X 	 1 x S150: 2 x S42 2 x S44 2 x S90	 4 x S42 4 x S43 4 x S90  4 x S42 4 x S43 4 x S90 12 x S16  2 x S42 2 x S43 2 x S90	 S73 S45 S71 S66

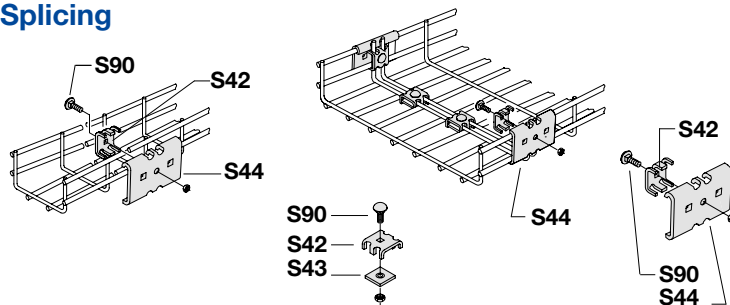
Trays	Splices	Crosses, tees and bends	Mount
S27 	 1 x S150: 2 x S42 2 x S44 2 x S90	 <p>3 x S42 3 x S43 3 x S90</p> <p>4 x S42 4 x S43 4 x S90</p>	 S71 S48
S28 	 1 x S150: 2 x S42 2 x S44 2 x S90	 <p>3 x S42 3 x S43 3 x S90</p> <p>4 x S42 4 x S43 4 x S90</p>	 S71 S49
S29 	 1 x S150: 2 x S42 2 x S44 2 x S90	 <p>3 x S42 3 x S43 3 x S90</p> <p>4 x S42 4 x S43 4 x S90</p>	 S71 S50
S37 	 1 x S151: 3 x S42 1 x S43 2 x S44 3 x S90	 <p>4 x S42 4 x S43 4 x S90 18 x S16</p> <p>6 x S42 6 x S43 6 x S90</p> <p>3 x S42 3 x S43 3 x S90</p>	 S73 S71 S67 S45
S38 	 1 x S152: 4 x S42 2 x S43 2 x S44 4 x S90	 <p>8 x S42 8 x S43 8 x S90</p> <p>3 x S42 3 x S43 3 x S90</p> <p>4 x S42 4 x S43 4 x S90 8 x S16 12 x S17</p>	 S71 S68
S39 S39W 	 1 x S152: 4 x S42 2 x S43 2 x S44 4 x S90	 <p>8 x S42 8 x S43 8 x S90</p> <p>3 x S42 3 x S43 3 x S90</p> <p>4 x S42 4 x S43 4 x S90 8 x S16</p>	 S71 S279/S280

Installation Guide

Tools

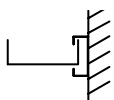


Splicing

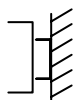


Mounting Options

Horizontal A



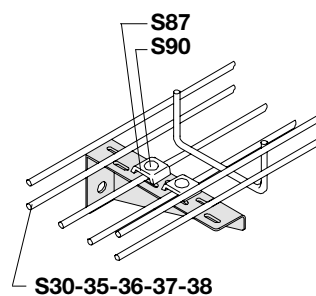
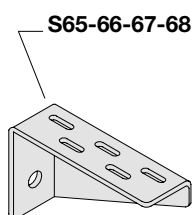
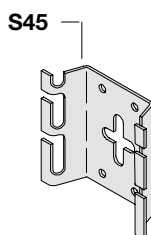
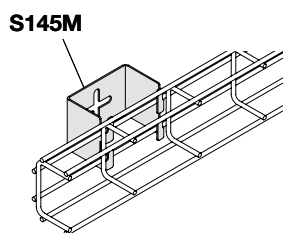
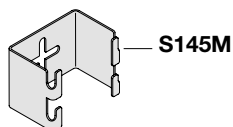
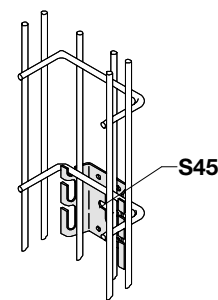
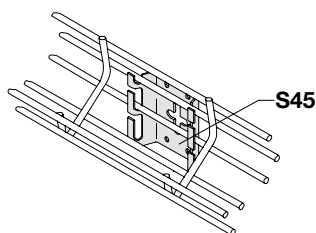
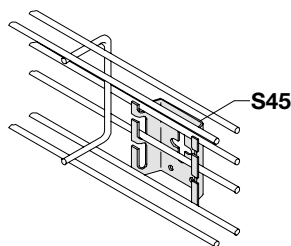
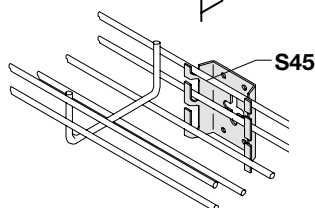
Horizontal B



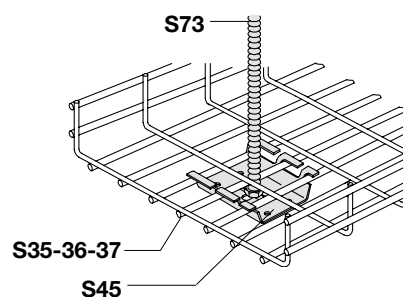
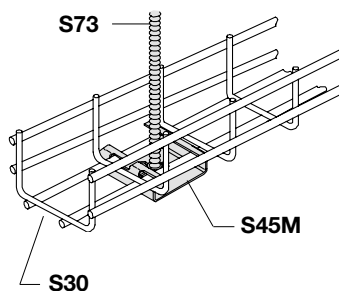
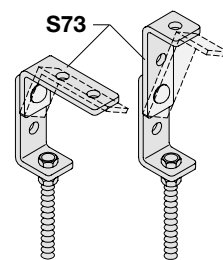
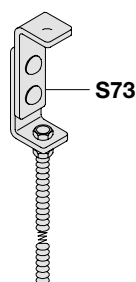
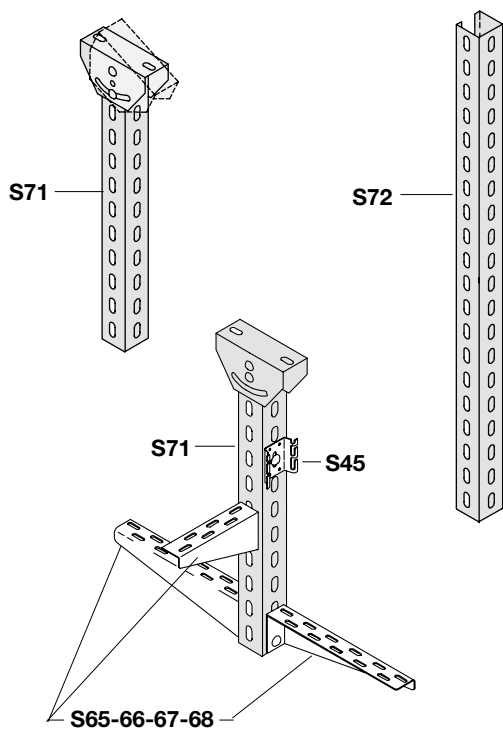
Horizontal C



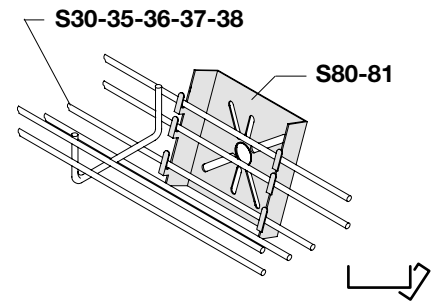
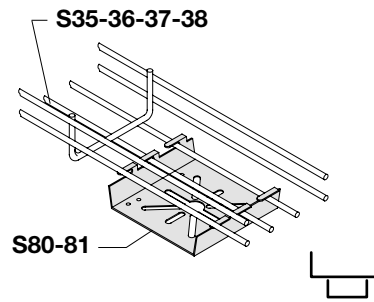
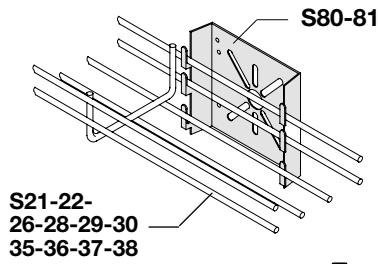
Vertical D



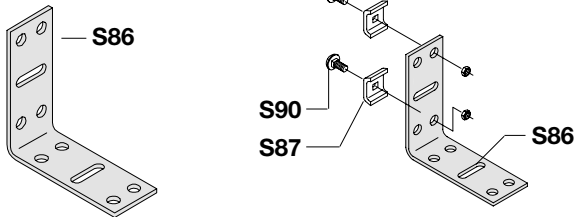
Ceiling Hanger



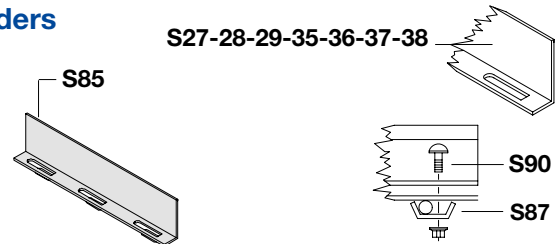
Wall Mount Brackets / Electrical Box Brackets



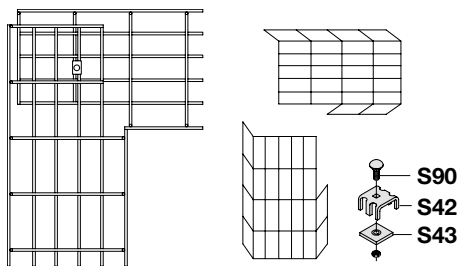
Angle bracket



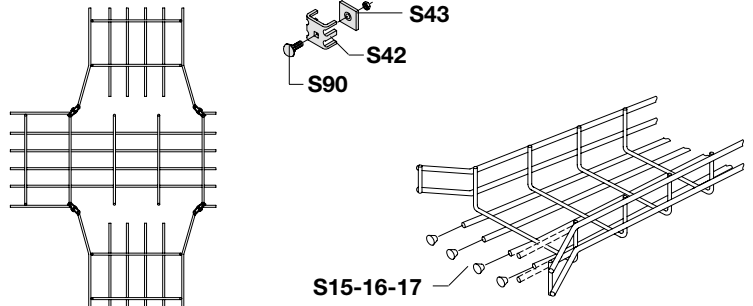
Dividers




Elbows



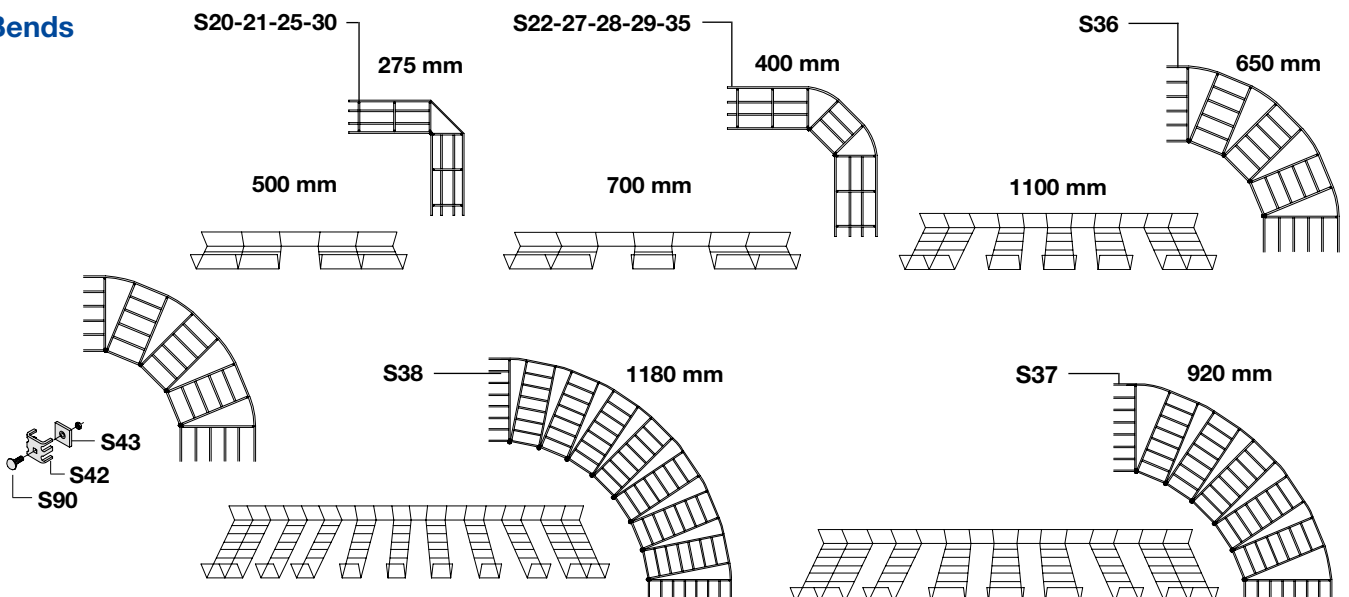
Tees and Crosses



Vertical Bends



Bends





CABLE HYGIENIC

FUNDER DALGÅRDSVEJ 2-6 . DK-8600 SILKEBORG

TLF: +45 86 85 18 00

www.siltec.dk / siltec@siltec.dk



SILTEC Distributeur Nederland:

CC Nederland B.V.

Facetlaan 4

2665 NR BLEISWIJK

Telefoon:

079 82 000 20

E-mail:

info@ccned.nl

Internet:

www.ccned.nl