
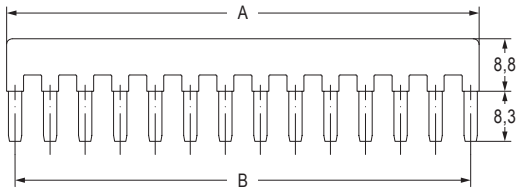

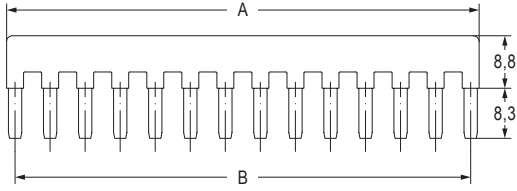


# CR BDSH

## Parallel bridges for CDSH inserts

EN 61984 rating **10 A 50 V 0,8 kV 3**  
 Ambient temperature limit **-40 °C ... +125 °C**

Item	Description	Part No.	Dimension																				
	Parallel bridge, light blue colour, 3 pin	<a href="#">CR BDSH3A</a>																					
	Parallel bridge, light blue colour, 6 pin	<a href="#">CR BDSH6A</a>																					
	Parallel bridge, light blue colour, 9 pin	<a href="#">CR BDSH9A</a>																					
	Parallel bridge, light blue colour, 14 pin	<a href="#">CR BDSH14A</a>																					
	To be used only with un-ferruled conductors up to 1,5 mm <sup>2</sup> (16 AWG).																						
		<table border="1"> <thead> <tr> <th>Part No.</th> <th>n° of pins</th> <th>A (mm)</th> <th>B (mm)</th> </tr> </thead> <tbody> <tr> <td><b>CR BDSH3A</b></td> <td>3</td> <td>14,6</td> <td>11,6</td> </tr> <tr> <td><b>CR BDSH6A</b></td> <td>6</td> <td>32</td> <td>29</td> </tr> <tr> <td><b>CR BDSH9A</b></td> <td>9</td> <td>49,4</td> <td>48,4</td> </tr> <tr> <td><b>CR BDSH14A</b></td> <td>14</td> <td>78,4</td> <td>75,4</td> </tr> </tbody> </table>	Part No.	n° of pins	A (mm)	B (mm)	<b>CR BDSH3A</b>	3	14,6	11,6	<b>CR BDSH6A</b>	6	32	29	<b>CR BDSH9A</b>	9	49,4	48,4	<b>CR BDSH14A</b>	14	78,4	75,4	
Part No.	n° of pins	A (mm)	B (mm)																				
<b>CR BDSH3A</b>	3	14,6	11,6																				
<b>CR BDSH6A</b>	6	32	29																				
<b>CR BDSH9A</b>	9	49,4	48,4																				
<b>CR BDSH14A</b>	14	78,4	75,4																				
	Parallel bridge, green colour, 3 pin	<a href="#">CR BDSH3G</a>																					
	Parallel bridge, green colour, 6 pin	<a href="#">CR BDSH6G</a>																					
	Parallel bridge, green colour, 9 pin	<a href="#">CR BDSH9G</a>																					
	Parallel bridge, green colour, 14 pin	<a href="#">CR BDSH14G</a>																					
	To be used only with un-ferruled conductors up to 1,5 mm <sup>2</sup> (16 AWG).																						
		<table border="1"> <thead> <tr> <th>Part No.</th> <th>n° of pins</th> <th>A (mm)</th> <th>B (mm)</th> </tr> </thead> <tbody> <tr> <td><b>CR BDSH3G</b></td> <td>3</td> <td>14,6</td> <td>11,6</td> </tr> <tr> <td><b>CR BDSH6G</b></td> <td>6</td> <td>32</td> <td>29</td> </tr> <tr> <td><b>CR BDSH9G</b></td> <td>9</td> <td>49,4</td> <td>48,4</td> </tr> <tr> <td><b>CR BDSH14G</b></td> <td>14</td> <td>78,4</td> <td>75,4</td> </tr> </tbody> </table>	Part No.	n° of pins	A (mm)	B (mm)	<b>CR BDSH3G</b>	3	14,6	11,6	<b>CR BDSH6G</b>	6	32	29	<b>CR BDSH9G</b>	9	49,4	48,4	<b>CR BDSH14G</b>	14	78,4	75,4	
Part No.	n° of pins	A (mm)	B (mm)																				
<b>CR BDSH3G</b>	3	14,6	11,6																				
<b>CR BDSH6G</b>	6	32	29																				
<b>CR BDSH9G</b>	9	49,4	48,4																				
<b>CR BDSH14G</b>	14	78,4	75,4																				

The rated current applies to the conductor used to feed the **CR BDSH** parallel bridge, it applies to the above indicated maximum wire size and is distributed to all pins in parallel in a manner inversely proportional to the impedance of the served branch circuit. When all branches are with identical impedance, the current is equally divided by the number of served branches in parallel

Inserts	Pages
CDSH	B.102-107
HNM inserts	Pages
RDSH	H.26-29